


Reception Maths
Week 6- 8.2.2021

Monday 8th February 2021

Go to <https://whiterosemaths.com/homelearning/early-years/growing-6-7-8-week-3/> and watch the 'comparing height' video then have a go at this activity:



Roll the dice. Collect the corresponding number of cubes and build a tower.
Now build a tower that is taller and a tower that is shorter.



Key vocabulary	
short	shorter
tall	taller
shortest	tallest
more	fewer

Roll the dice and have another go. What do you notice?
Can you arrange your towers in order from shortest to tallest.

If you don't have blocks at home such as wooden bricks or lego blocks, you could use toilet rolls, dried spice/herb pots, stackable beakers (you can use a collection of anything that are the same height as each other!)

Tuesday 9th February 2021

Go to <https://whiterosemaths.com/homelearning/early-years/growing-6-7-8-week-3/> and watch the 'comparing length' video.



#MathsEveryoneCan



Use playdough to make snakes of different lengths.

You can line them up or use household objects to compare the lengths.



What do you notice?

Key vocabulary

short	shorter
long	longer
shortest	longest
more	fewer

Can you arrange your snakes in order from shortest to longest?



No-Cook Playdough

Ingredients

- 2 cups plain flour
- 1 cup salt
- 1 tbsp oil
- 1 cup cold water
- 2 drops liquid food colouring
– any colour of your choosing

Method

1. Mix the flour and salt together in a large mixing bowl.
2. Add the cold water, oil and drops of food colouring and mix together.
3. When your ingredients are well mixed, take them out of your bowl and place your dough onto a flat surface, such as greaseproof paper.
4. Knead vigorously for a few minutes, until your dough feels like playdough and all of the stickiness has gone.

Wednesday 10th February 2021

Go to <https://whiterosemaths.com/homelearning/early-years/growing-6-7-8-week-3/> and watch the 'days of the week' video, then have a go at this activity:

You can watch/listen to a copy of Jasper's Beanstalk being read here:

<https://www.youtube.com/watch?v=QwrSEPddRlo>

#MathsEveryoneCan


Monday	Thursday	Friday	Sunday
Saturday	Wednesday	Tuesday	

White Rose Maths

#MathsEveryoneCan

Read Jasper's Beanstalk.

If you don't have a copy of the book, there are several versions available to watch online.



Now have a go at putting the days of the week in the correct order.

Then, can you draw a picture of something you do on each day?


White Rose Maths

Thursday 11th February 2021

Go to <https://whiterosemaths.com/homelearning/early-years/growing-6-7-8-week-3/> and watch the 'measuring height' video.

#MathsEveryoneCan

Plant a seed. As it grows, use towers of cubes to measure the height of the plant at different stages. What do you notice?



What else can you find to measure?

Key vocabulary	
short	shorter
tall	taller
shortest	tallest
more	fewer



White Rose Maths

If you haven't got any seeds at home then have a go at this alternative task instead:



Find your favourite soft toy and use lego bricks, toilet rolls, sugar cubes, spice pots etc... to measure the height of your toy!

Friday 5th February 2021

Go to <https://whiterosemaths.com/homelearning/early-years/growing-6-7-8-week-3/> and watch the 'measuring time' video.

 **#MathsEveryoneCan** 

Ask a grown up to time you for one minute.
You could see how many times you can write your name in one minute.
Or how many cubes you can place in a tower in one minute.

  What else could you do in one minute?

Which activities were quick to complete? Which activities took longer?

