

Phase 5 Phonics

Week 8

Monday

Week 8

Warm up your phonics brain...

These words use **ay**:

Say the names of the pictures out loud

Listen to the phonemes.

Now write the words.



Today we are learning a new grapheme.

A **grapheme** is a letter or a number of letters that represent a sound (phoneme) in a word.

The new grapheme we are learning is:


oy

Click on the link to hear the sound:

- <https://www.youtube.com/watch?v=aodJQr-WJLk>

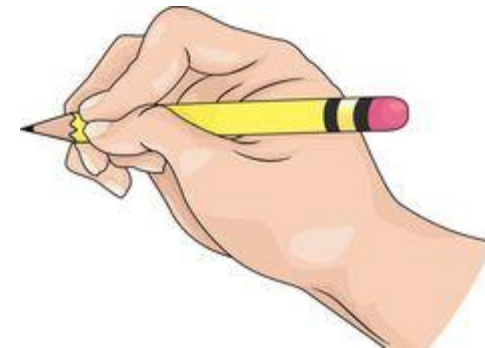


Now have a go at writing the grapheme:



- Write it in the air with your finger
- Write it on someone's back with your finger
- Write it with a pencil on some paper

oy



Now log in to the phonics play website:

<https://www.phonicsplay.co.uk/>

Use the following log in details:

Username: jan21

Password: home

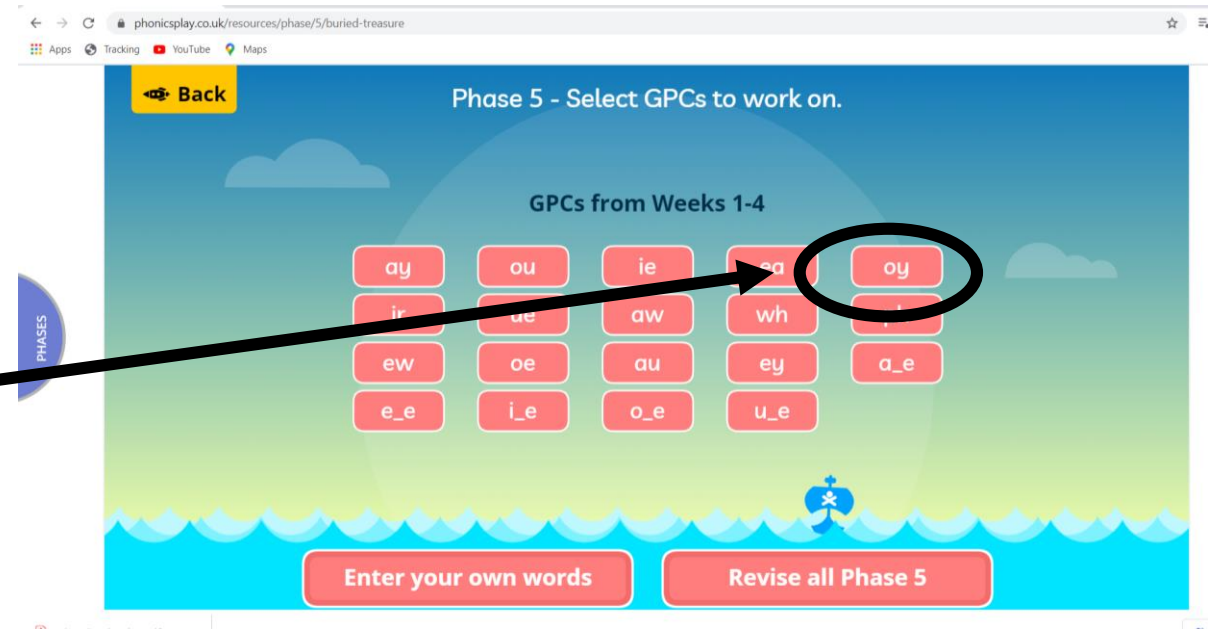
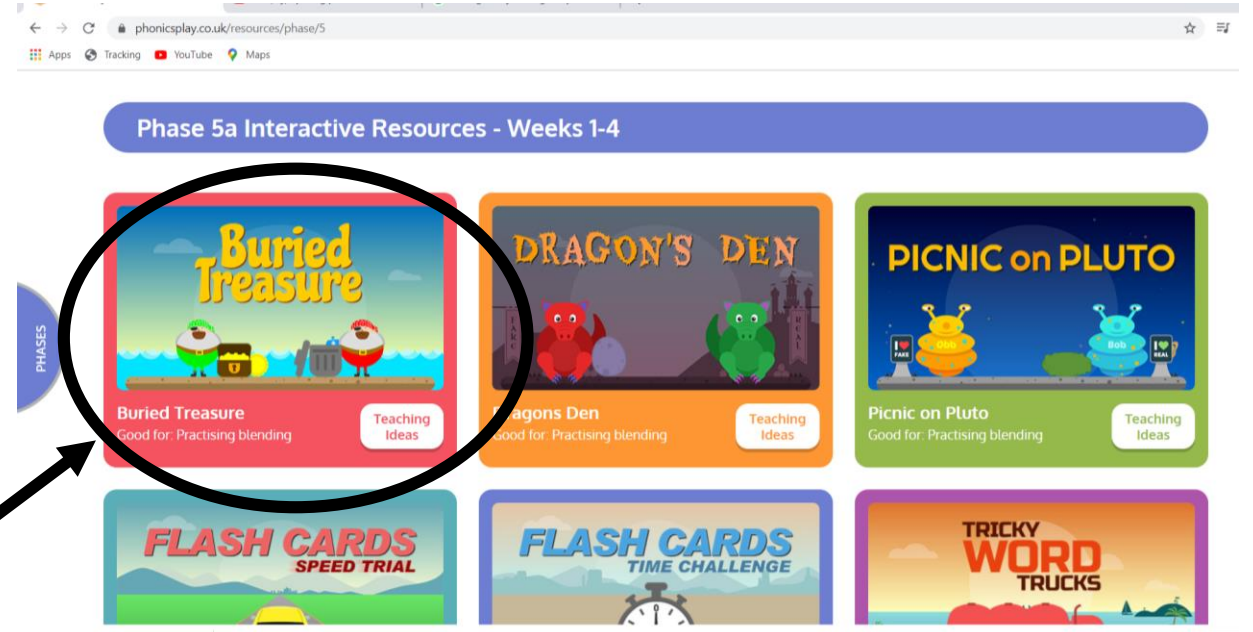
Click on resources along the top of the page.

Then click phase 5.

Click on buried treasure.

Click on phase 5.

Click on 'oy'



Now read the following sentences:

- Can you annoy a boy?
- Will a royal enjoy eating an oyster?
- Will it be annoying if a boy destroys a toy?



Tuesday

Week 8

Warm up your phonics brain...

Write a sentence about this picture:



Today we are learning a new grapheme.

A **grapheme** is a letter or a number of letters that represent a sound (phoneme) in a word.

The new grapheme we are learning is:

ir

Click on the link to hear the sound:

- https://www.youtube.com/watch?v=c_09njG46O0

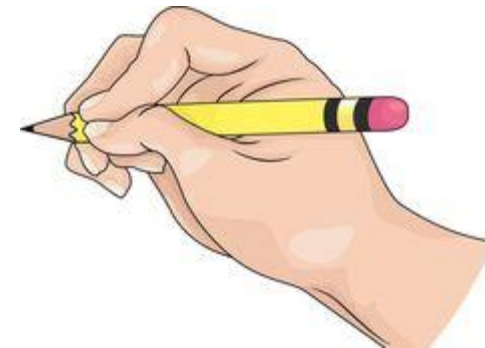


Now have a go at writing the grapheme:

- Write it in the air with your finger
- Write it on someone's back with your finger
- Write it with a pencil on some paper



ir



Now log in to the phonics play website:

<https://www.phonicsplay.co.uk/>

Use the following log in details:

Username: jan21

Password: home

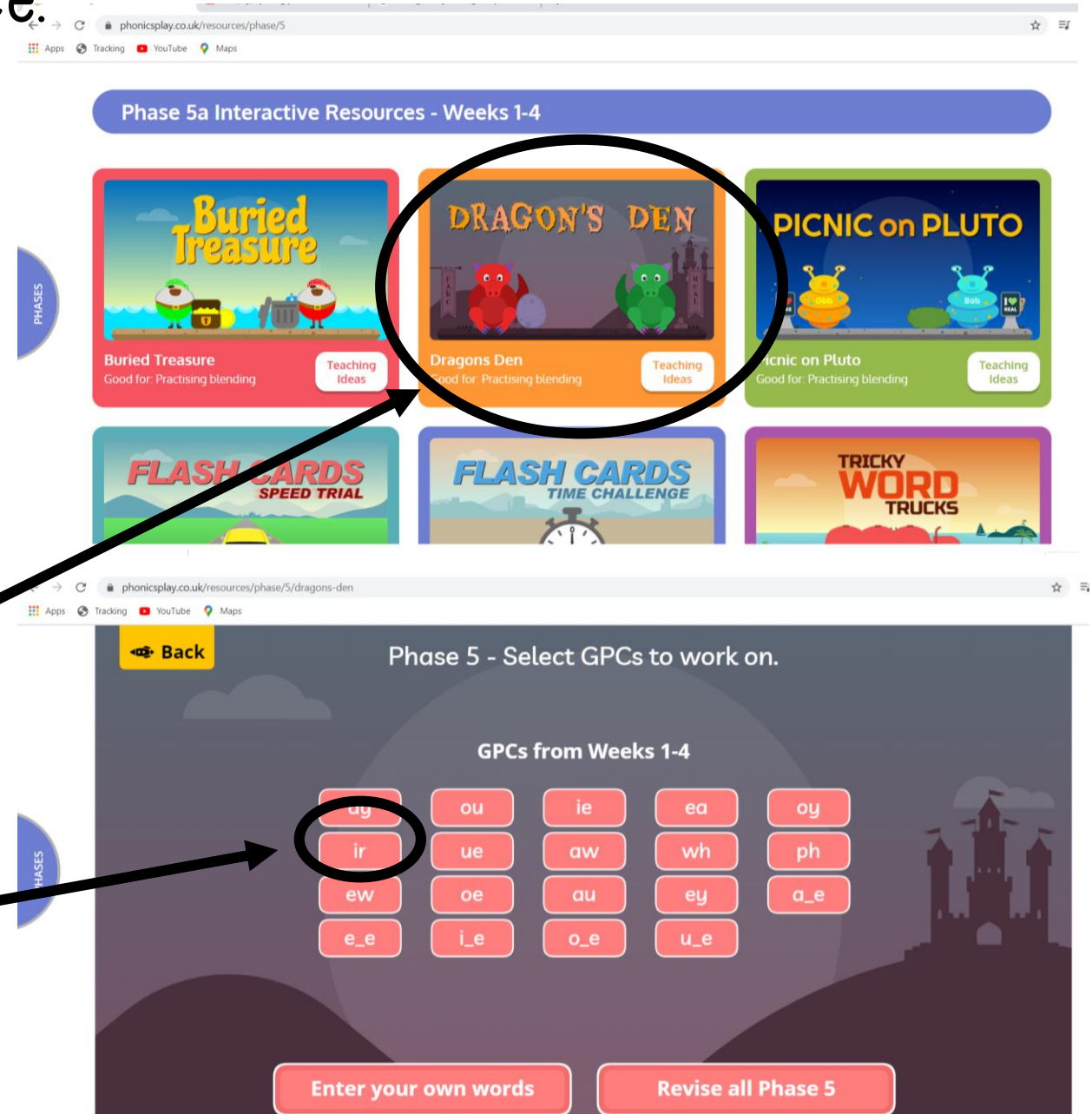
Click on resources along the top of the page.

Then click phase 5.

Click on dragons den.

Click on phase 5.

Click on 'ir'



Now read the following sentences:

- Can a girl put on a skirt that twirls?
- Is your birthday the first or the third?
- Can a girl annoy a boy?



Wednesday

Week 8

Warm up your phonics brain...


Read the sentence and draw a picture:


The clown went to town and found a
pound on the ground.

Welcome to Tricky Word Wednesday!

Tricky words are words that we have to learn by sight, phonics can't always help us 😞

- The best way to learn tricky words is through having fun...
- Click to the next slide to see which game you will be playing today!





Now log in to the phonics play website:

<https://www.phonicsplay.co.uk/>

Use the following log in details:

Username: jan21

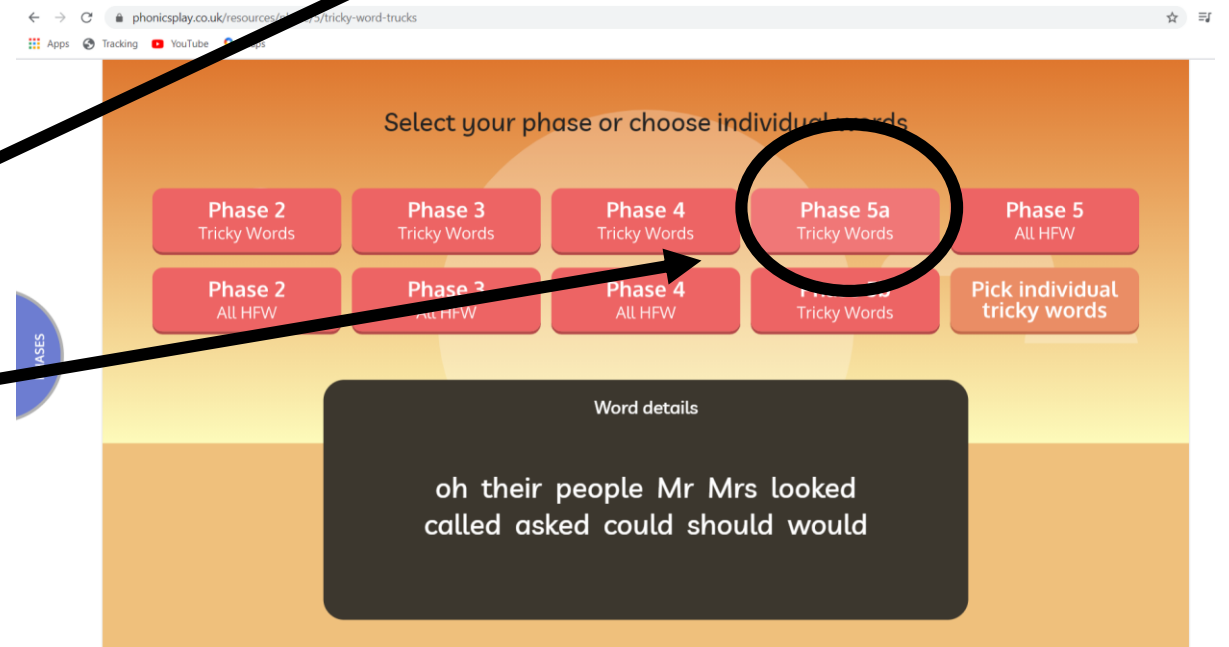
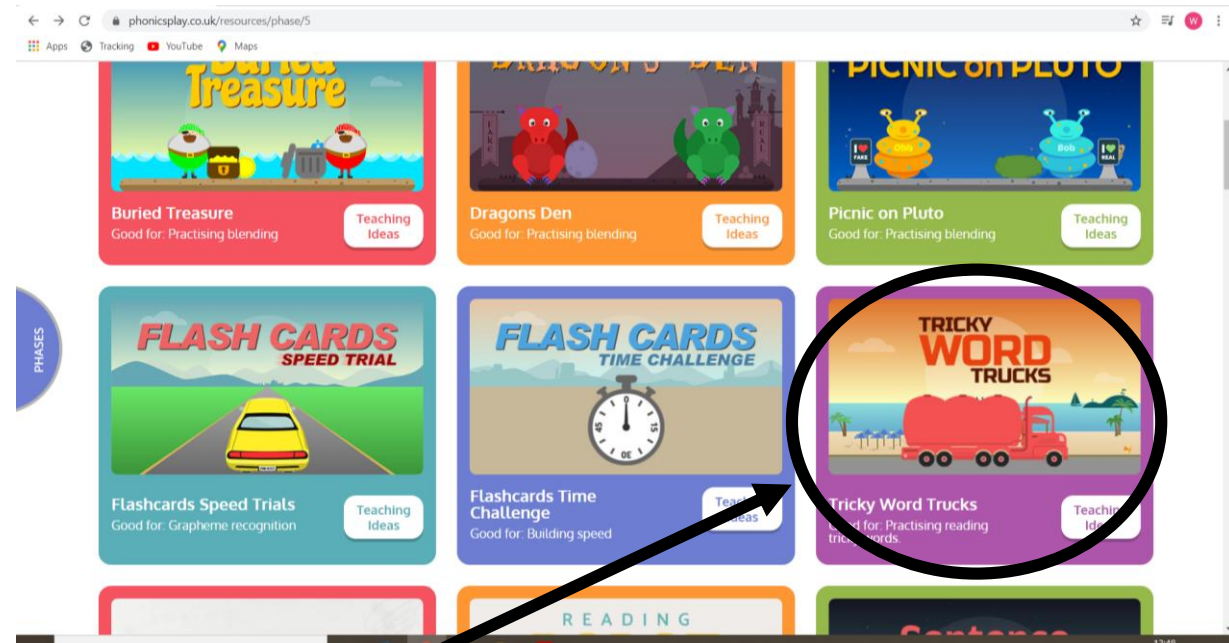
Password: home

Click on resources along the top of the page.

Then click phase 5.

Scroll down to the game tricky word trucks.

Click Phase 5A Tricky words.



Now play train your brain:

<https://www.phonicsplay.co.uk/>

Use the following log in details:

Username: jan21

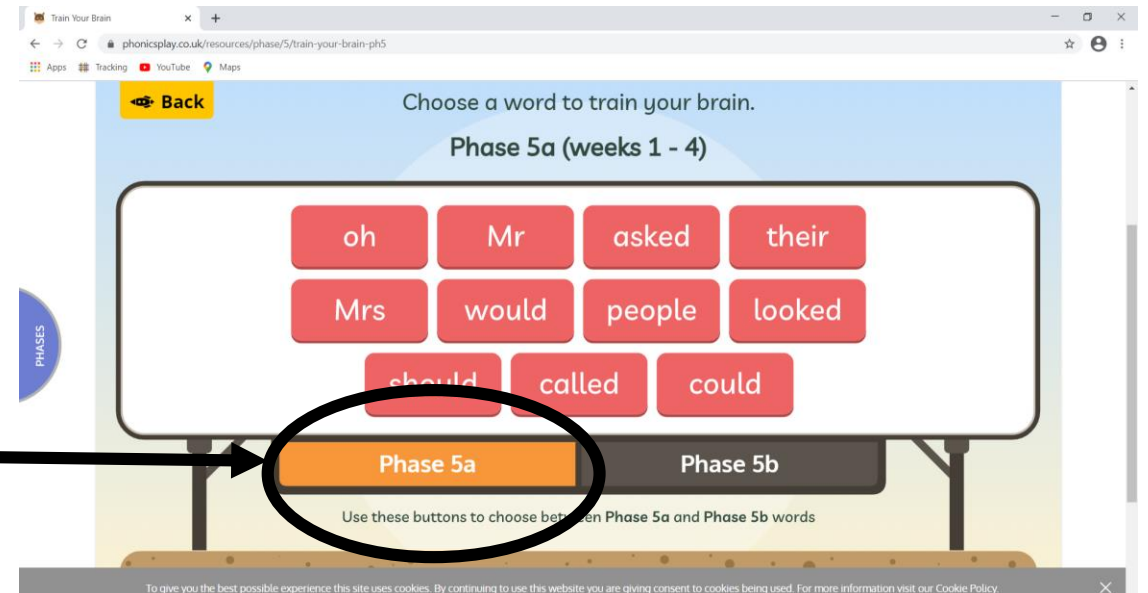
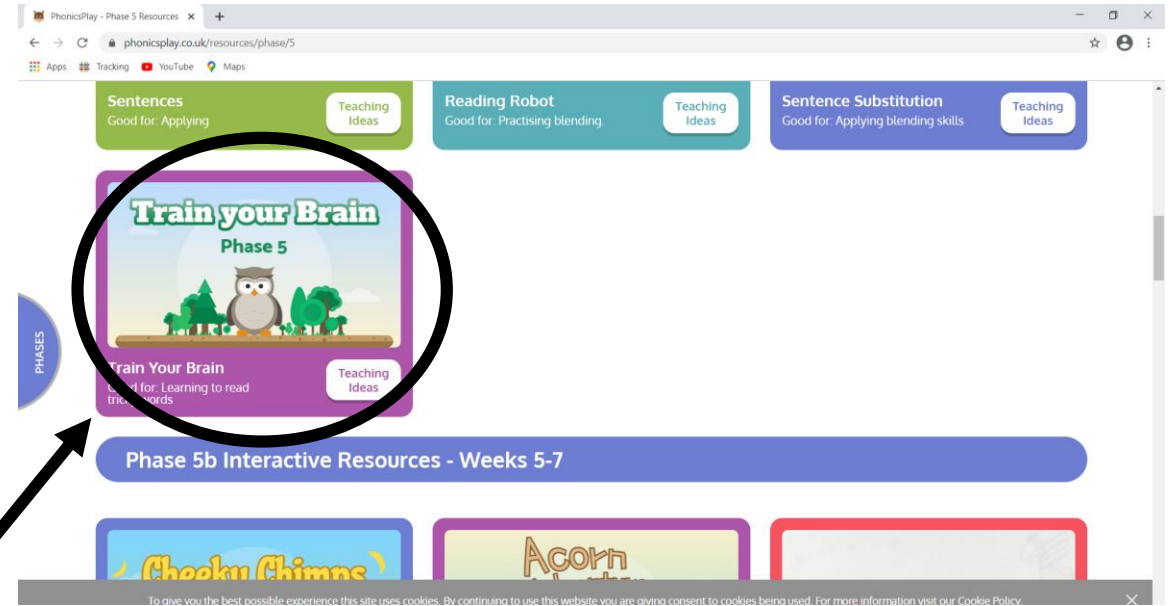
Password: home

Click on resources along the top of the page.

Then click phase 5.

Scroll down to the game **Train your brain**

Stick to the 5A Tricky words.



Now ask your grown up to read you the following sentences –
can you write them down?

- Is it Mrs Brown's birthday today?
- Mr Green called today and asked if he can help.
- Mr and Mrs Kay looked sad this morning.



Thursday – WBD –
No phonics today!

Week 8

Friday

Week 8

Warm up your phonics brain...

Read the words:

don't

day

oh

made

old

Now write some sentences using the words.

Today we are learning a new grapheme.

A **grapheme** is a letter or a number of letters that represent a sound (phoneme) in a word.

The new grapheme we are learning is:


ue

Click on the link to hear the sound:

- <https://www.youtube.com/watch?v=7BOih-iw1u4>

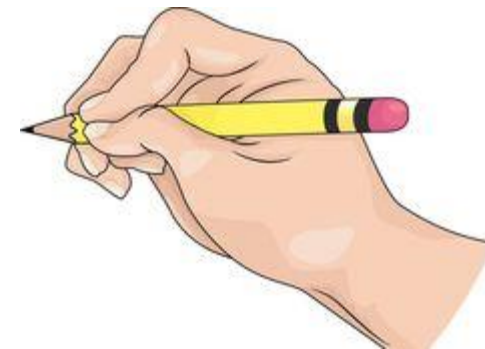


Now have a go at writing the grapheme:



- Write it in the air with your finger
- Write it on someone's back with your finger
- Write it with a pencil on some paper

u e



Now log in to the phonics play website:

<https://www.phonicsplay.co.uk/>

Use the following log in details:

Username: jan21

Password: home

Click on resources along the top of the page.

Then click phase 5.

Click on picnic on pluto.

Click on phase 5.

Click on 'ue'

The image displays two screenshots of the phonicsplay.co.uk website. The top screenshot shows the 'Phase 5a Interactive Resources - Weeks 1-4' page. It features six resource cards: 'Buried Treasure', 'Dragons Den', 'PICNIC on PLUTO', 'FLASH CARDS SPEED TRAIL', 'FLASH CARDS TIME CHALLENGE', and 'TRICKY WORD TRUCKS'. The 'PICNIC on PLUTO' card is circled in black. A black arrow points from this card to the bottom screenshot. The bottom screenshot shows the 'Phase 5 - Select GPCs to work on.' page. It displays a grid of GPCs (ay, au, ie, ea, oy, ue, aw, wh, ph, ew, ee, au, ey, a_e, e_e, i_e, o_e, u_e). The 'ue' GPC is circled in black. A black arrow points from this GPC to the text 'Click on 'ue'' in the instructions on the left. At the bottom of the page, there are two buttons: 'Enter your own words' and 'Revise all Phase 5'.

Now read the following sentences:

- Can you argue with a statue?
- You need to queue until the bus is due.
- Is it true that you can get blue glue?



What a fantastic week of phonics!



You have earned 2 dojos! Yippee!!