

# Phase 5 Phonics

Week 7



# Monday

Week 7

Warm up your phonics brain...

## Make a Match

Find a matching picture for each word.



train

golf

clown

treetop

grass

Today we are learning a new grapheme.

A **grapheme** is a letter or a number of letters that represent a sound (phoneme) in a word.

The new grapheme we are learning is:

ay

Click on the link to hear the sound:

- <https://www.youtube.com/watch?v=j87nbA2I7Zo>

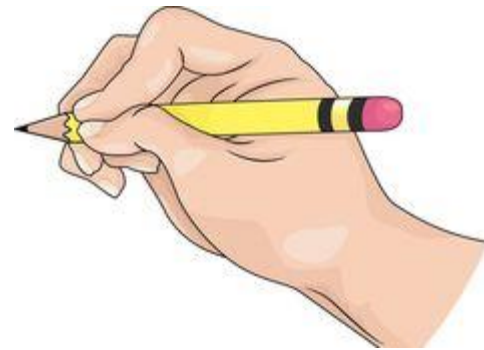


Now have a go at writing the grapheme:



- Write it in the air with your finger
- Write it on someone's back with your finger
- Write it with a pencil on some paper

ay



# Now log in to the phonics play website:

<https://www.phonicsplay.co.uk/>

Use the following log in details:

Username: jan21

Password: home

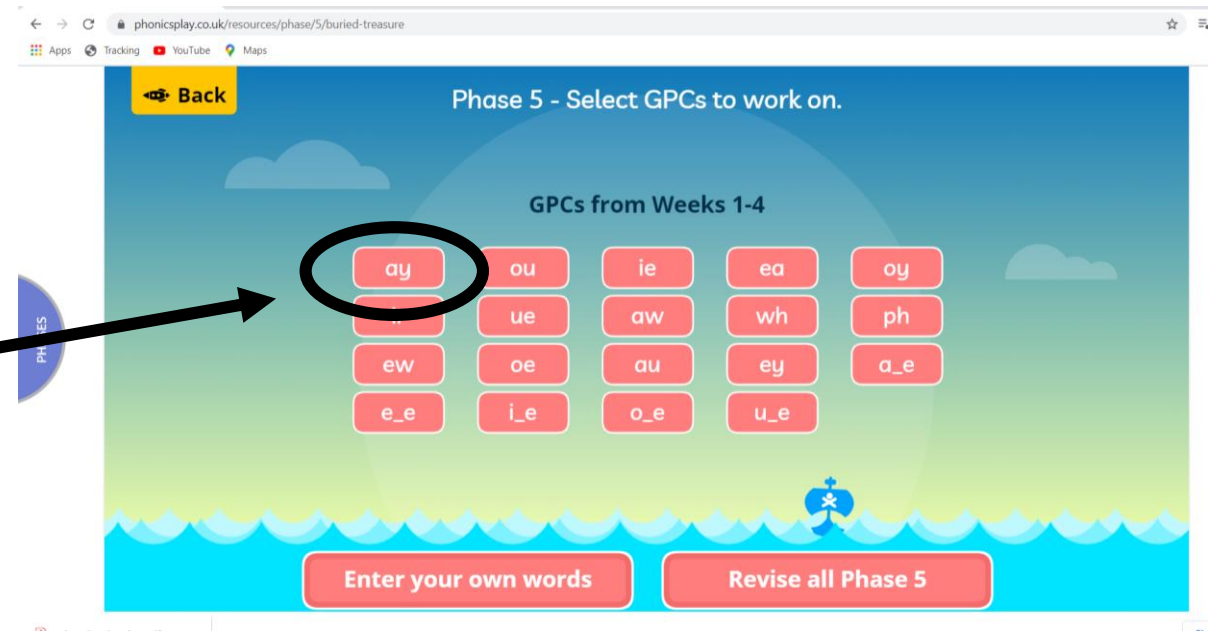
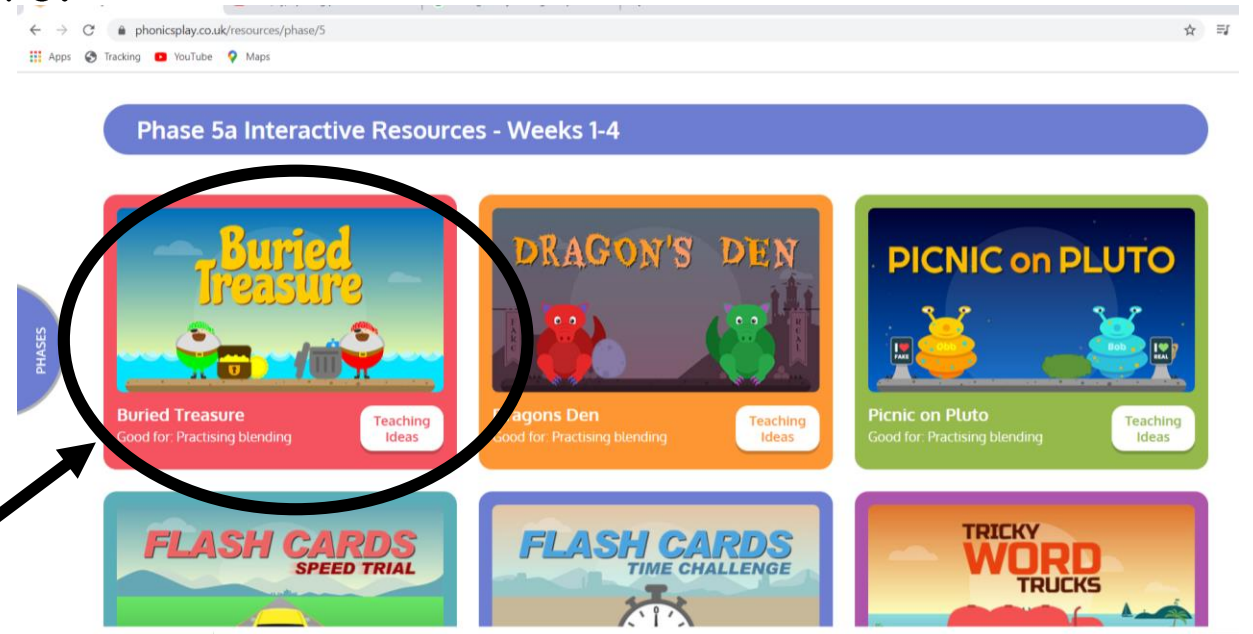
Click on resources along the top of the page.

Then click phase 5.

Click on buried treasure.

Click on phase 5.

Click on 'ay'



Now read the following sentences:

- Can a crayon spray paint?
- Can a stray cat play?
- Do not delay unless you want to stay all day.





# Tuesday

Week 7

Warm up your phonics brain...

## Jumbled Words

Rearrange these letters to make real words.



Today we are learning a new grapheme.

A **grapheme** is a letter or a number of letters that represent a sound (phoneme) in a word.

The new grapheme we are learning is:

ou

Click on the link to hear the sound:

- <https://www.youtube.com/watch?v=z9NqcU6ccz0>



Now have a go at writing the grapheme:



- Write it in the air with your finger
- Write it on someone's back with your finger
- Write it with a pencil on some paper

ou



# Now log in to the phonics play website:

<https://www.phonicsplay.co.uk/>

Use the following log in details:

Username: jan21

Password: home

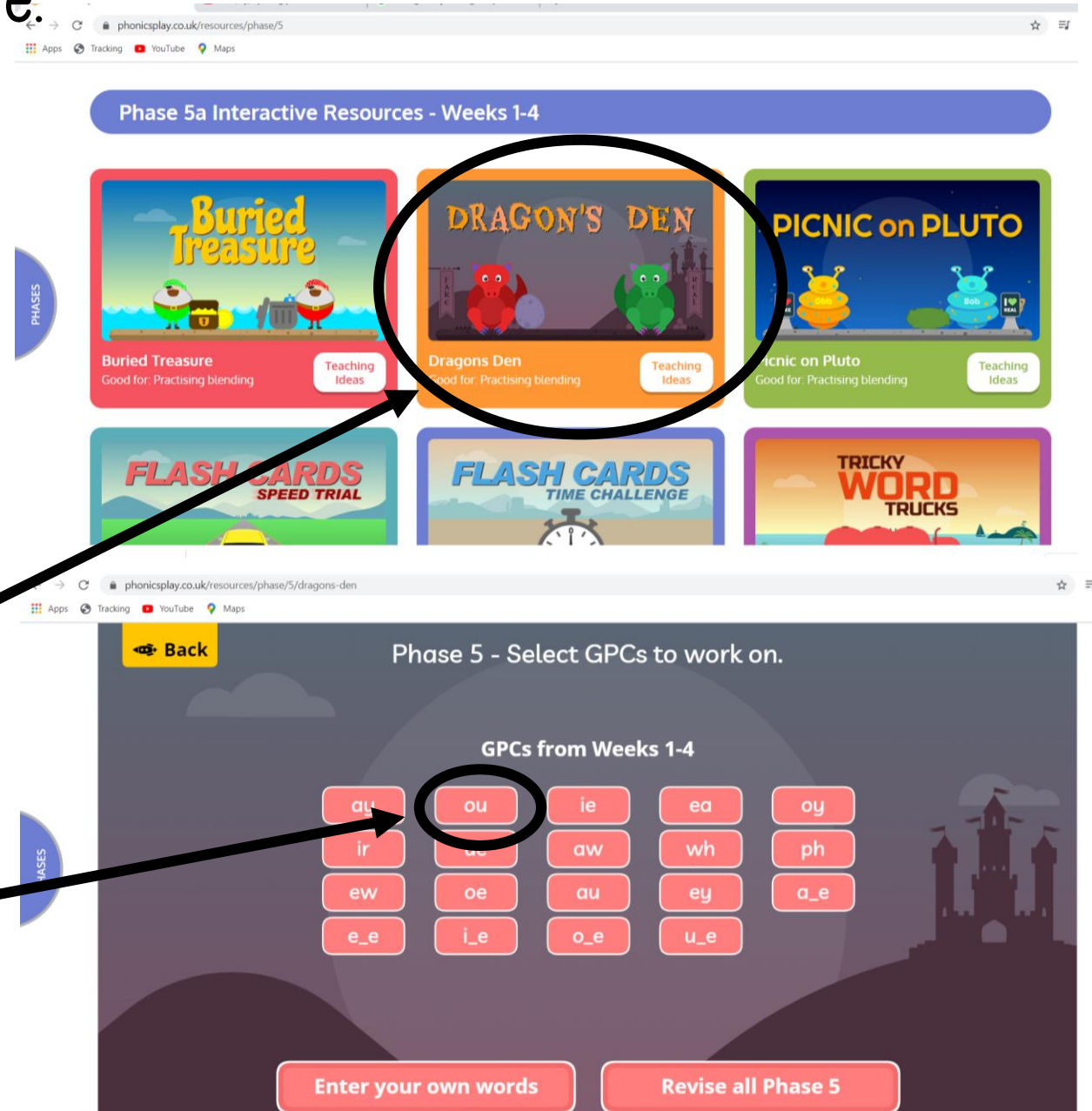
Click on resources along the top of the page.

Then click phase 5.

Click on dragons den.

Click on phase 5.

Click on 'ou'



Now read the following sentences:

- Will you see clouds in the mountains?
- Can a sprout be proud?
- What is the loudest sound around?



# Wednesday

Week 7



Warm up your phonics brain...

## Daffodil Words


Can you read the words on the daffodils?



# Welcome to Tricky Word Wednesday!

Tricky words are words that we have to learn by sight, phonics can't always help us 😞

- The best way to learn tricky words is through having fun...
- Click to the next slide to see which game you will be playing today!



Now log in to the phonics play website:

<https://www.phonicsplay.co.uk/>

Use the following log in details:

Username: jan21

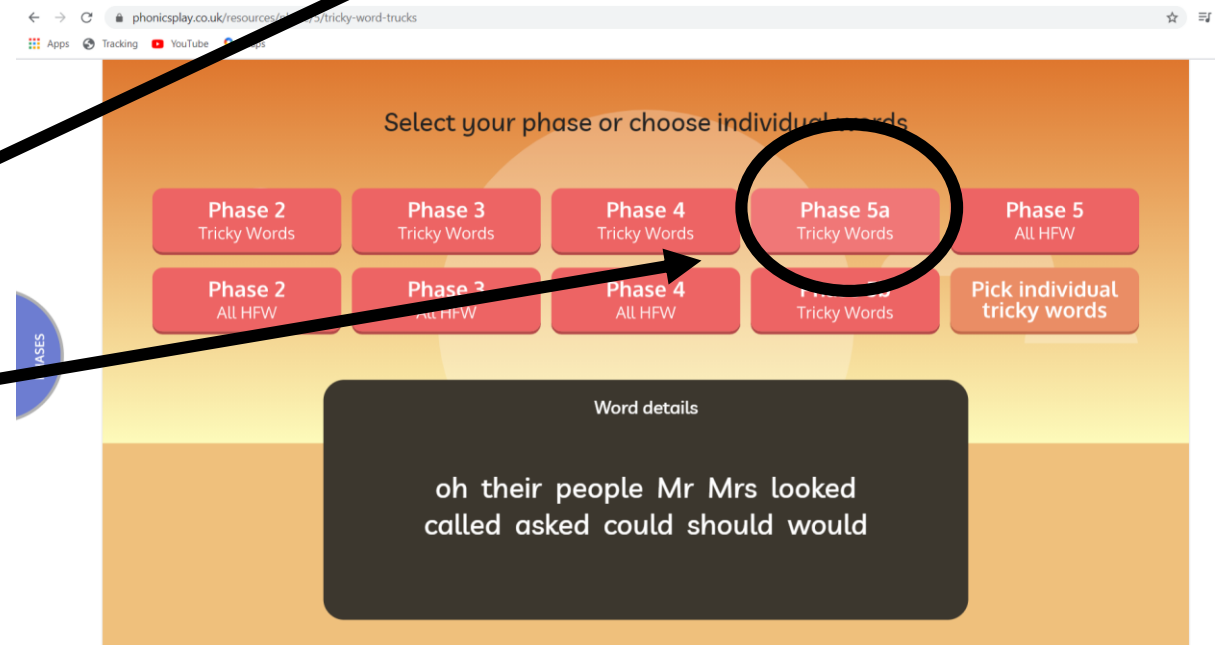
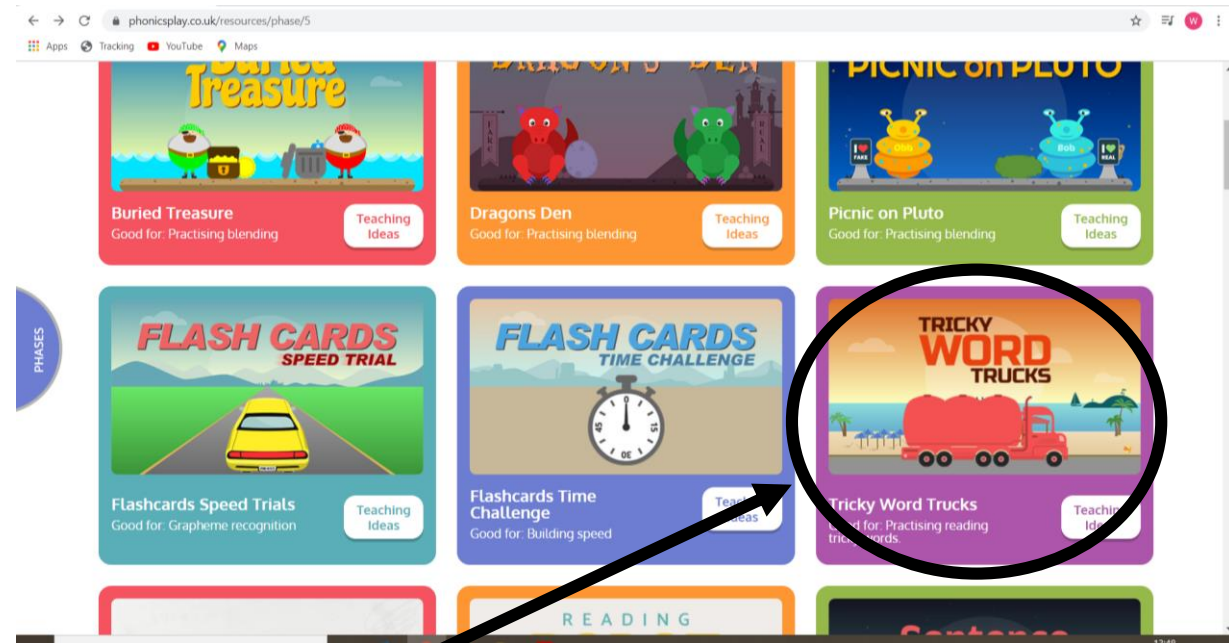
Password: home

Click on resources along the top of the page.

Then click phase 5.

Scroll down to the game tricky word trucks.

Click Phase 5A Tricky words.



# Lets play count down!



- Here is how to play:

Display the list of words, one underneath the other.

Explain to the children that the object of this activity is to read as many words as possible before the sand timer or stop clock signals 'Stop'.

Start the timer.

- You can decide how long you would like to give your child – start with 1 minute and see if they can reduce the time.
- The list of words is on the next page...ready....steady...go!!

crayon

stray

spray

delay

tray

sound

ground

about

sprout

cloud

Now ask your grown up to read you the following sentences –  
can you write them down?

- Some people play loud sounds on horns.
- Oh! I found a crayon.
- Do people play with their sprouts?



# Thursday

Week 7

Lets warm up...

## Writing a Sentence

Can you write a sentence about this picture?



Did you remember a capital letter and full stop?



Today we are learning a new grapheme.

A **grapheme** is a letter or a number of letters that represent a sound (phoneme) in a word.

The new grapheme we are learning is:

ie

Click on the link to hear the sound:

- <https://www.youtube.com/watch?v=bysxOIWkT08>

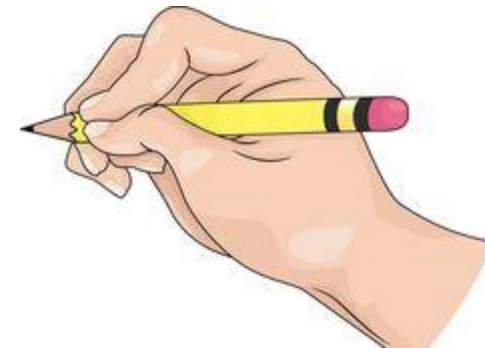


Now have a go at writing the grapheme:

- Write it in the air with your finger
- Write it on someone's back with your finger
- Write it with a pencil on some paper



ie



# Now log in to the phonics play website:

<https://www.phonicsplay.co.uk/>

Use the following log in details:

Username: jan21

Password: home

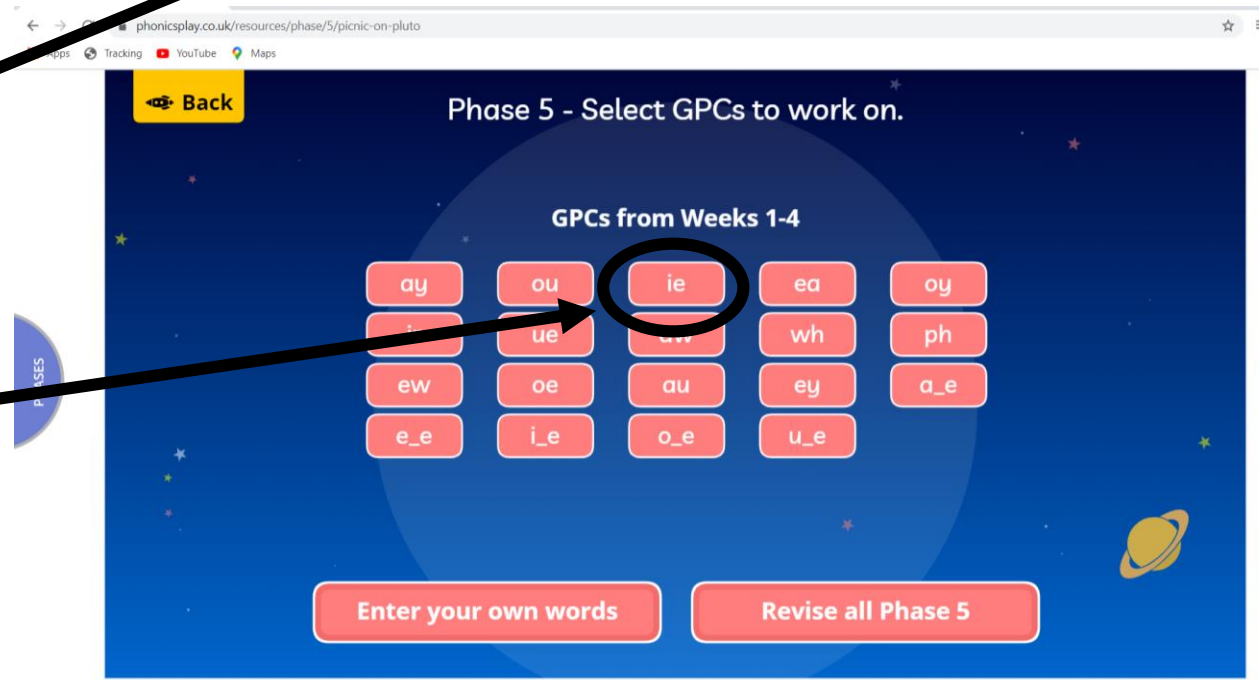
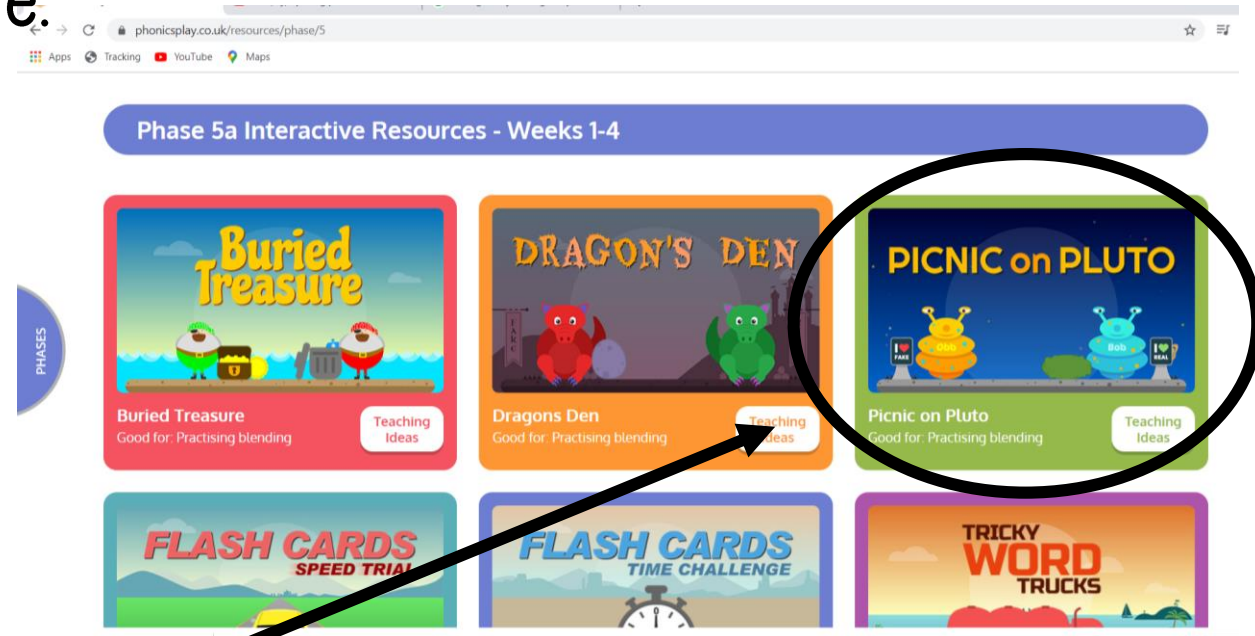
Click on resources along the top of the page.

Then click phase 5.

Click on picnic on pluto.

Click on phase 5.

Click on 'ie'



Now read the following sentences:

- Oh no, I spied a fried pie.
- People denied that they had cried.
- She replied that their cat had been found.



# Friday

Week 7

Lets warm up...

## Sorting Sounds

Name these things out loud. Can you hear the sounds in each word?



Can you sort them into three lists?

er

ar

air

Today we are learning a new grapheme.

A **grapheme** is a letter or a number of letters that represent a sound (phoneme) in a word.

The new grapheme we are learning is:

ea




Click on the link to hear the sound:

- <https://www.youtube.com/watch?v=U5KZNjV37Mo>

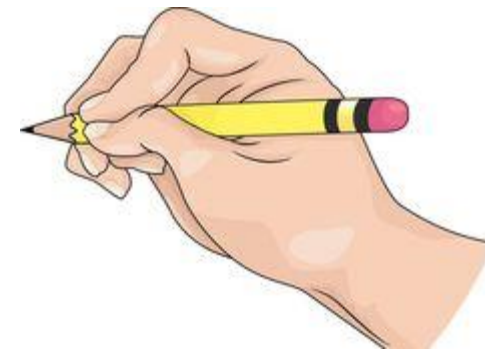


Now have a go at writing the grapheme:



- Write it in the air with your finger
- Write it on someone's back with your finger
- Write it with a pencil on some paper

ea



# Now log in to the phonics play website:

<https://www.phonicsplay.co.uk/>

Use the following log in details:

Username: jan21

Password: home

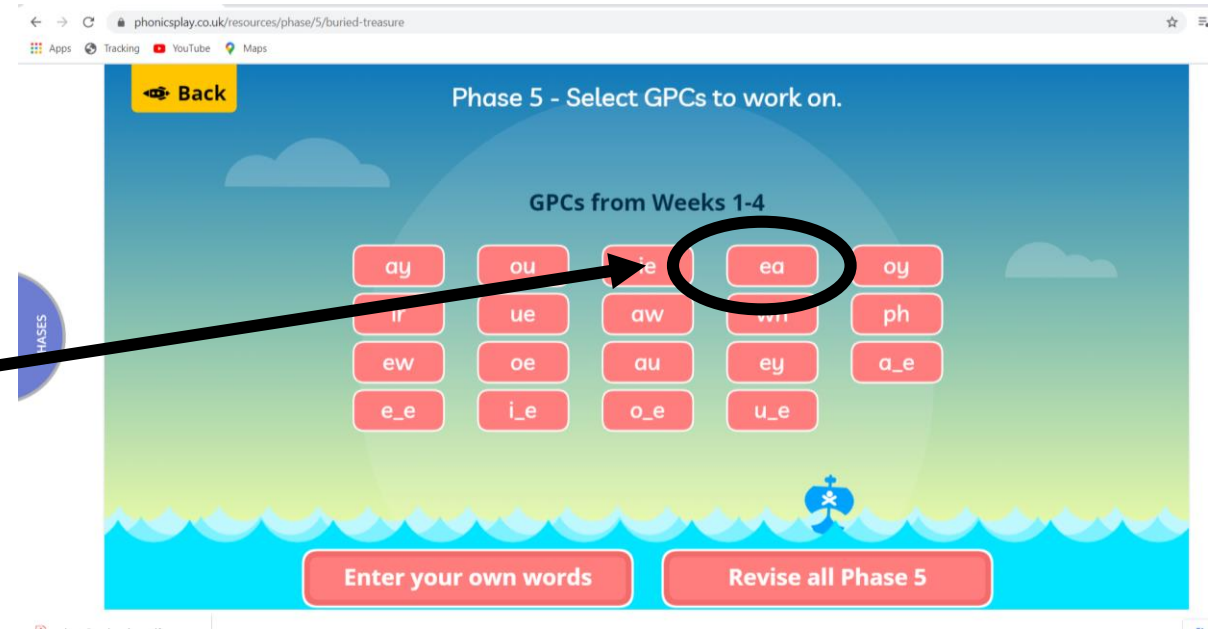
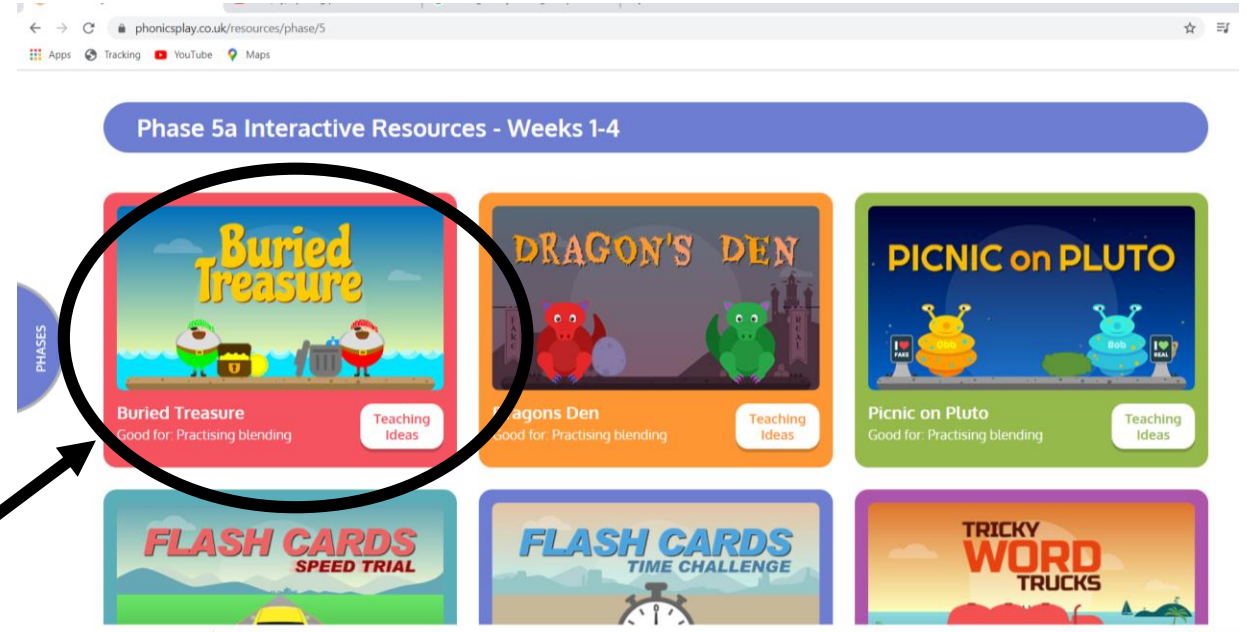
Click on resources along the top of the page.

Then click phase 5.

Click on buried treasure.

Click on phase 5.

Click on 'ea'



Now read the following sentences:

- We sit on a seat and read books near the sea.
- Can a sheep repeat a bleat?
- At least we can have meat as a treat.



What a fantastic week of phonics!



You have earned 2 dojos! Yippee!!