

Phase 3 Phonics

Week 8

Monday

Week 8

Start the day by practicing all the sounds you have learnt since starting school:

s, a, t, p, i, n, m, d, g, o, c, k, ck, e,
u, r, h, b, f, f, l, ll, ss, j, v, w, x, y,
z, qu, sh, ch, th, ng, ai, ee, igh, oa,
ur, ow, oi

Tick the ones you know!

Today you are learning a new sound.

- Click on the links to find out what the sound is today...

<https://www.youtube.com/watch?v=dHe3Ripnt08>

<https://www.youtube.com/watch?v=EneZIUubxSA>



Now, create sound buttons for the following words:

ear

dear

fear

hear

gear

near

tear

year

rear

beard



What is a sound button?

Sound buttons are circles or spots that can be written underneath a sound to support reading. When you touch the sound button you then practice saying the sound aloud. This method fits into the phonics phases and tricky words section of the curriculum.

jazz shock

Today's super challenge:

Can you read the following sentences all by yourself?

- Did the shark feel fear?
- Can a toad hear?
- Is the church near the park or the farmyard?



Tuesday

Week 8

Warm up!

Now log in to the phonics play website:

<https://www.phonicsplay.co.uk/>

Use the following log in details:

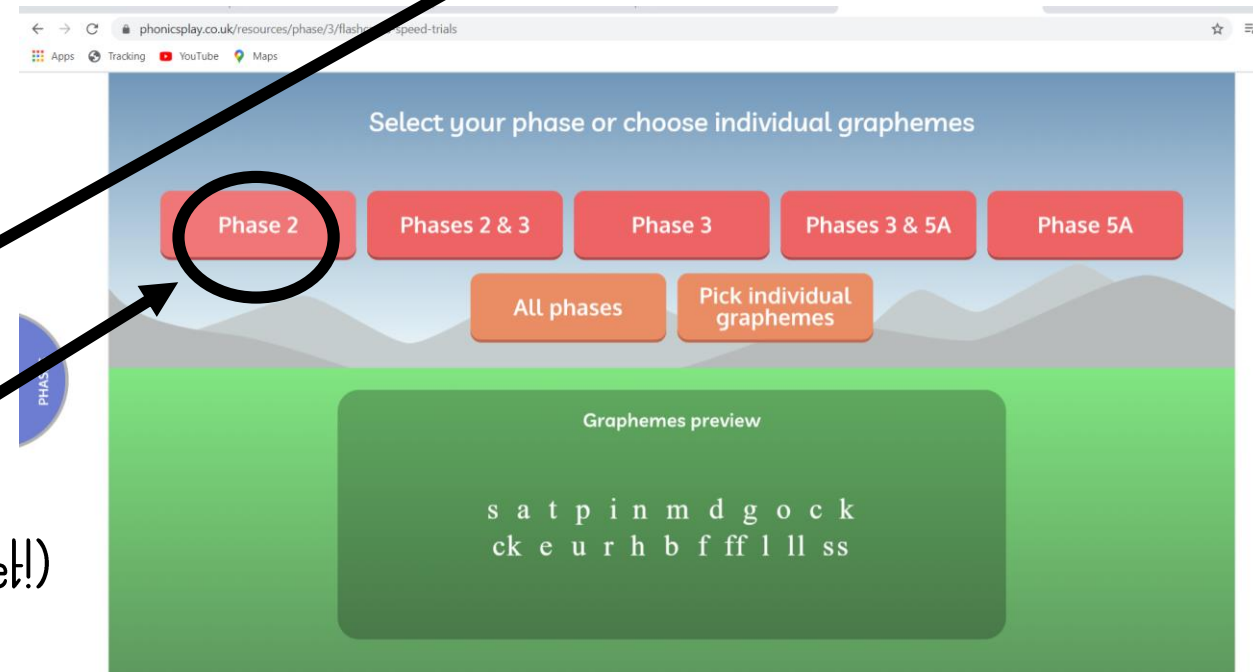
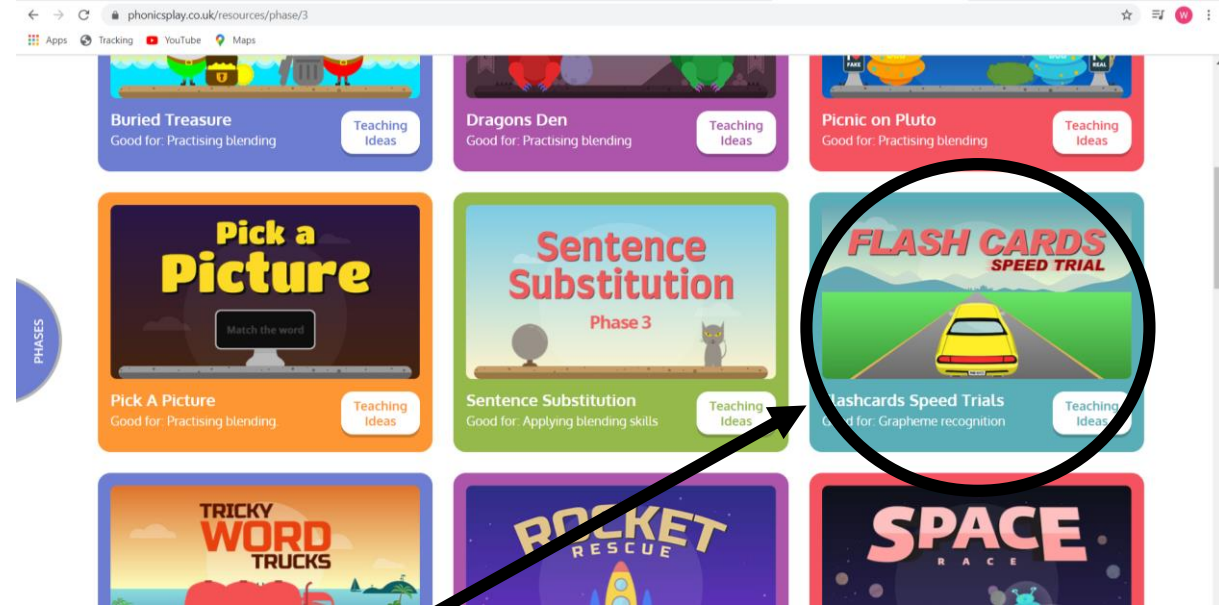
Username: jan21

Password: home

Click on resources along the top of the page.

Click on the game **flash cards speed trial**

Click on phase 2 (as we have not learnt all of phase 3 yet!)



Today you are learning a new sound.

- Click on the link to find out what the sound is today...

<https://www.youtube.com/watch?v=T3rWZYN5jno>



Now log in to the phonics play website:

<https://www.phonicsplay.co.uk/>

Use the following log in details:

Username: jan21

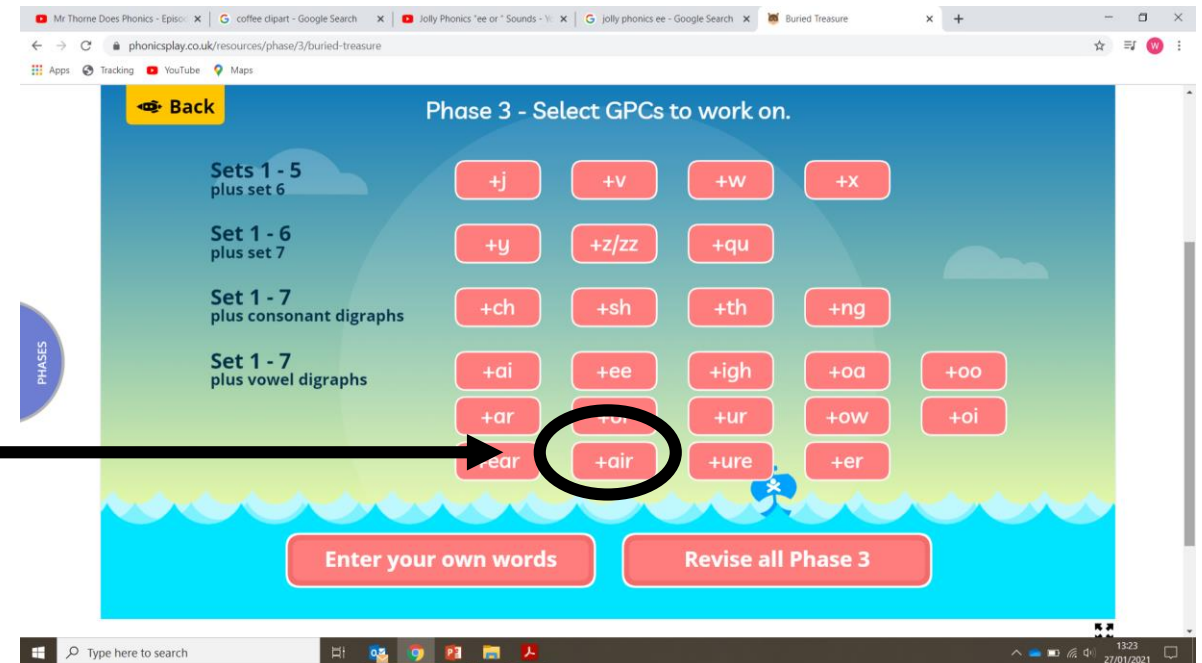
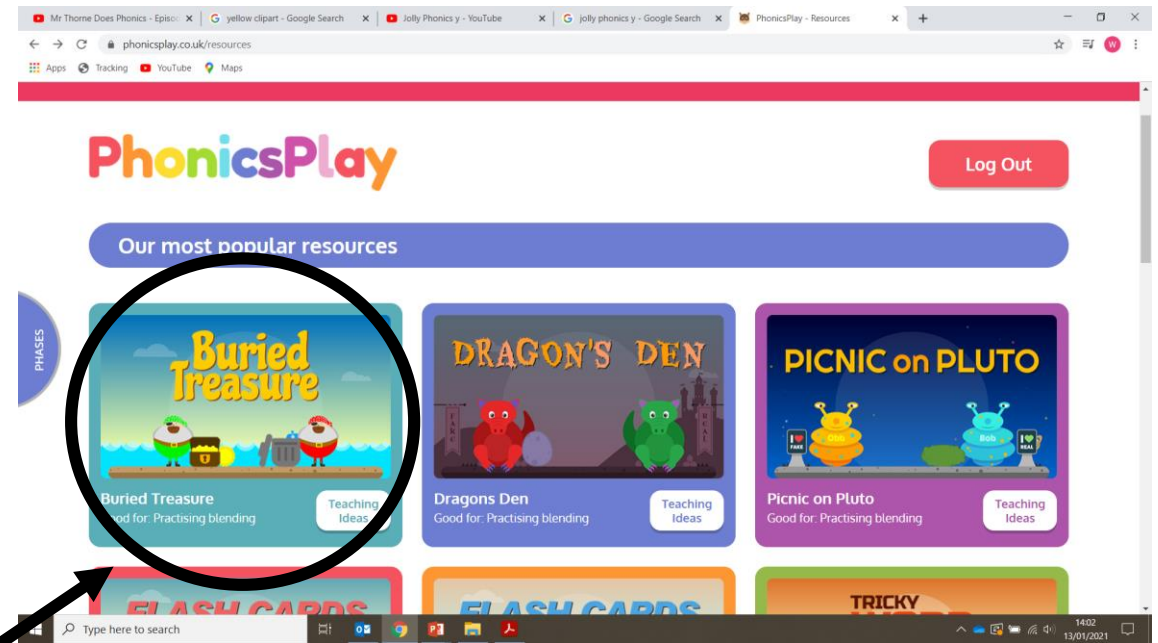
Password: home

Click on resources along the top of the page.

Click on the game **buried treasure**

Click on phase 3

Click on +air



Today's super challenge:

Can you read the following sentences all by yourself?



- Do I need to cut his hair?
- Put that pair of socks on the chair.
- He went back to his lair.

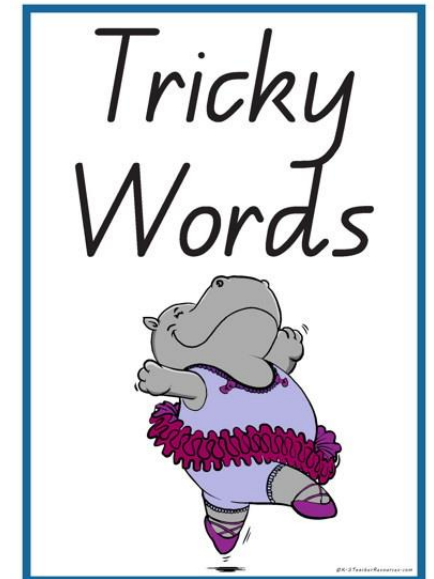
Wednesday


Week 8

Welcome to Tricky Word Wednesday!

Today you are learning to read some tricky words.

- Tricky words are words that we read without using our phonics knowledge to help us to read them.
- We just have to learn them and remember them!





Now log in to the phonics play website:

<https://www.phonicsplay.co.uk/>

Use the following log in details:

Username: jan21

Password: home

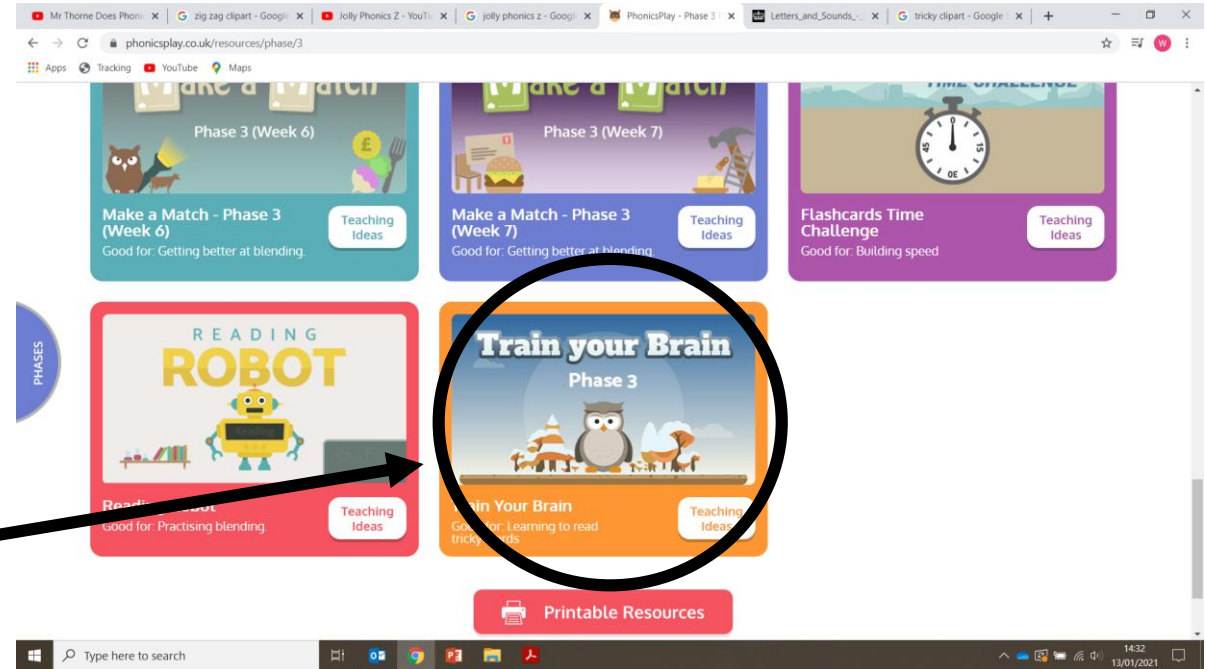
Click on resources along the top of the page

Then click phase 3 underneath the resources tab.

Scroll all the way to the bottom of the page.

Click on train your brain.

Have a go with some of the tricky words.



Now log in to the phonics play website:

<https://www.phonicsplay.co.uk/>

Use the following log in details:

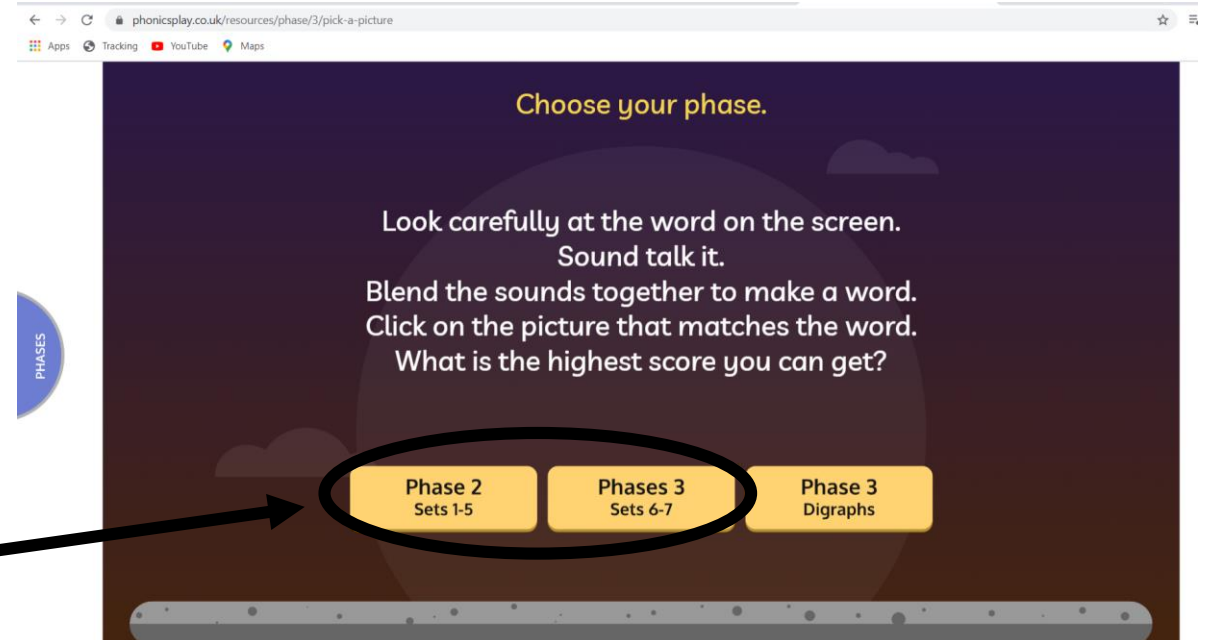
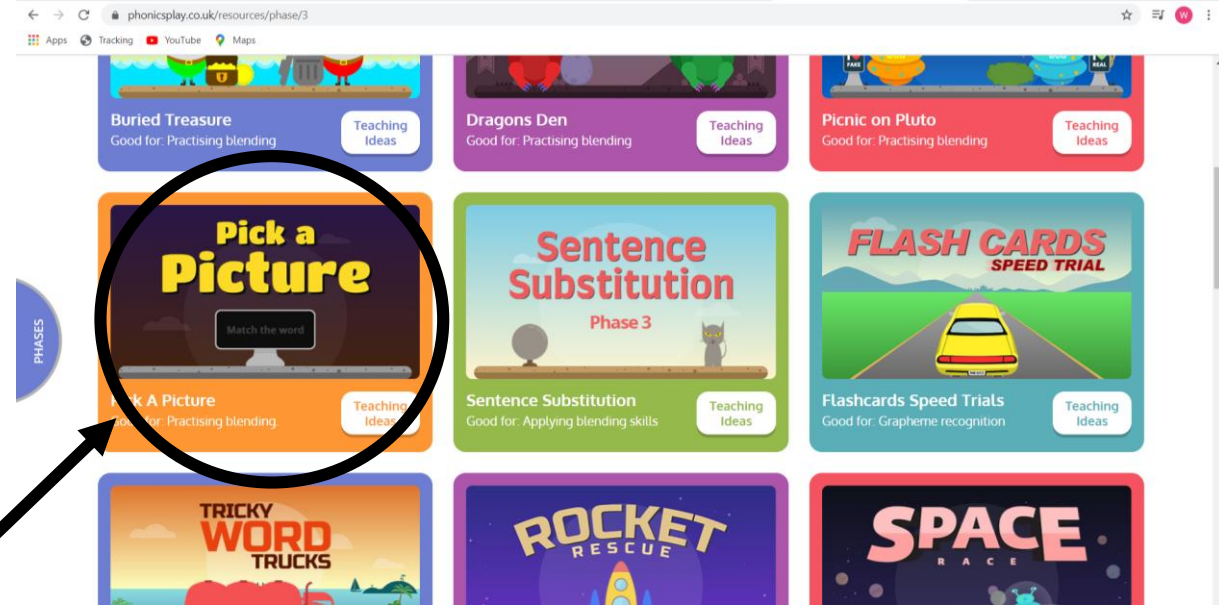
Username: jan21

Password: home

Click on resources along the top of the page.

Click on the game **pick a picture**

Click on **either** phase 2 or phase 3 sets 6-7.



Today's super challenge:

Can you read the following sentences all by yourself?

- They zoom near to the moon.
- Did they get to the dark lair?
- They can sit in the rocking chair.



Thursday – WBD –
No phonics today!

Week 8

Friday

Week 8

Start the day by practicing all the sounds you have learnt since starting school:

s, a, t, p, i, n, m, d, g, o, c, k, ck, e,
u, r, h, b, f, f, l, ll, ss, j, v, w, x, y,
z, qu, sh, ch, th, ng, ai, ee, igh, oa,
ur, ow, oi, ear, air

Tick the ones you know!

Today you are learning a new sound.

- Click on the links to find out what the sound is today...

<https://www.youtube.com/watch?v=IK8m-5JQmso>

<https://www.youtube.com/watch?v=YwCzf7lfIBA>



Now you are going to play quick write.

- Please print off or draw a phoneme frame:

(a printable version is saved on the phonics home learning tab)

--	--	--	--

This is how to play:

1. Say a word and, holding up three fingers, sound-talk it, pointing to a finger at a time for each phoneme.
2. Ask the children to do the same and watch to check that they are correct.
3. Holding up the three fingers on one hand, write the letters of the word in the phoneme frame,
4. Ask the children to write the word in their phoneme frames.

Remember that each box is for each new sound.

Example:

p	ure
---	-----

The words for the game are on the following page...

Parents — don't show the children this slide!

cure

chair

secure

year

manure

hear

mature

fair

Today's super challenge:

Thumbs up or down to answer yes or no to the following questions:

- Do teeth feel sharp?
- Can a shark sit in a chair?
- Can a torch light up a porch?
- Is all hair fair?
- Will a farmyard be full of manure?
- Will the moon light up the night?
- Can you shear a sheep?
- Did you hear an owl hoot at night?
- Can a vet cure a sad cow?



What a fantastic week of phonics!



You have earned 2 dojos! Yippee!!