

Phase 3 Phonics

Week 7

Monday

Week 7

Start the day by practicing all the sounds you have learnt since starting school:

s, a, t, p, i, n, m, d, g, o, c, k, e,
u, r, h, b, f, f, l, ll, ss, j, v, w, x, y,
z, qu, sh, ch, th, ng, ai, ee, igh, oa

Tick the ones you know!

Today you are learning a new sound.

- Click on the link to find out what the sound is today...

<https://www.youtube.com/watch?v=Q49YSWKPyVo>



Now, create sound buttons for the following words:

fur

burn

burp

curl

hurt

surf

turn

turnip



What is a sound button?

Sound buttons are circles or spots that can be written underneath a sound to support reading. When you touch the sound button you then practice saying the sound aloud. This method fits into the phonics phases and tricky words section of the curriculum.

jazz shock

Today's super challenge:

Can you read the following sentences all by yourself?

- If I burn my leg, it will hurt.
- I can surf or sail a boat.
- My dog has fur on his tail.



Tuesday

Week 7

Warm up!

Now log in to the phonics play website:

<https://www.phonicsplay.co.uk/>

Use the following log in details:

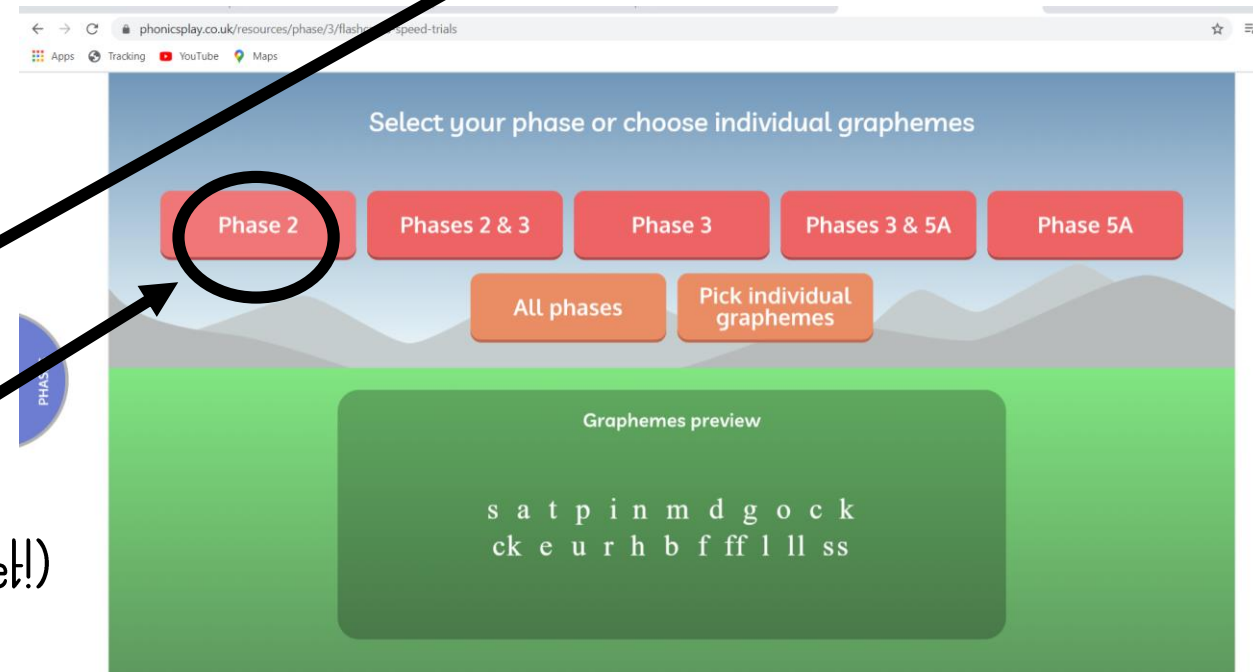
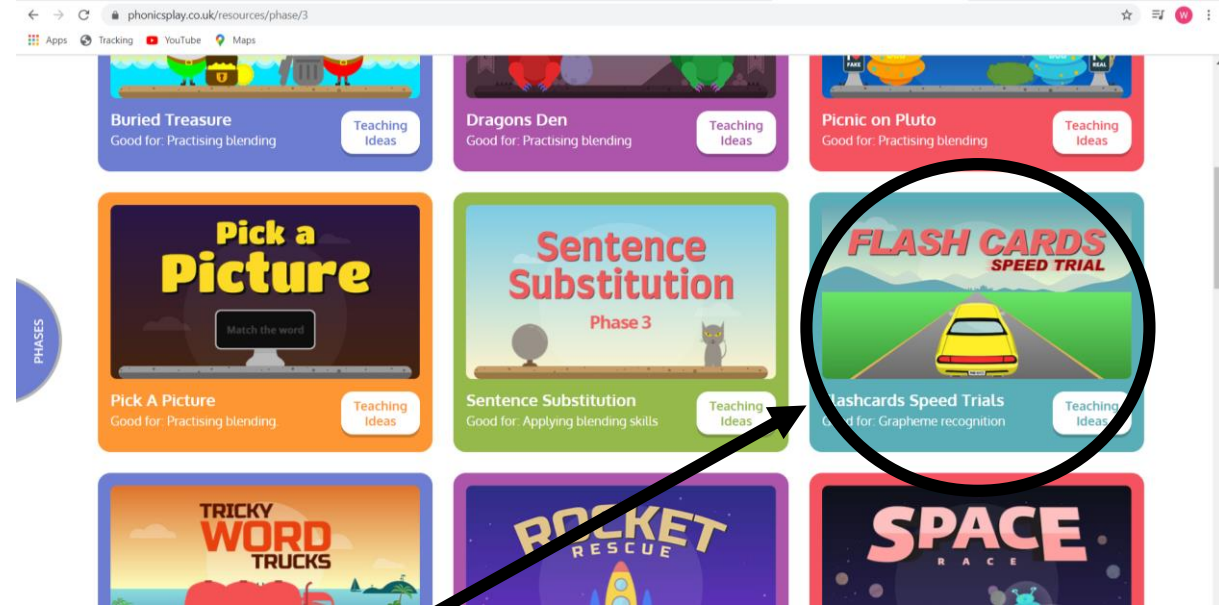
Username: jan21

Password: home

Click on resources along the top of the page.

Click on the game **flash cards speed trial**

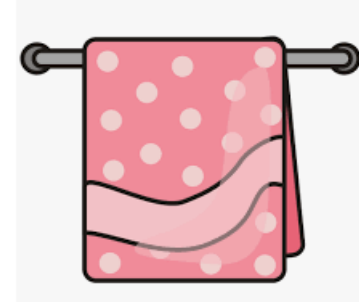
Click on phase 2 (as we have not learnt all of phase 3 yet!)



Today you are learning a new sound.

- Click on the link to find out what the sound is today...

<https://www.youtube.com/watch?v=GJlvjxBYg7I&t=27s>



Now log in to the phonics play website:

<https://www.phonicsplay.co.uk/>

Use the following log in details:

Username: jan21

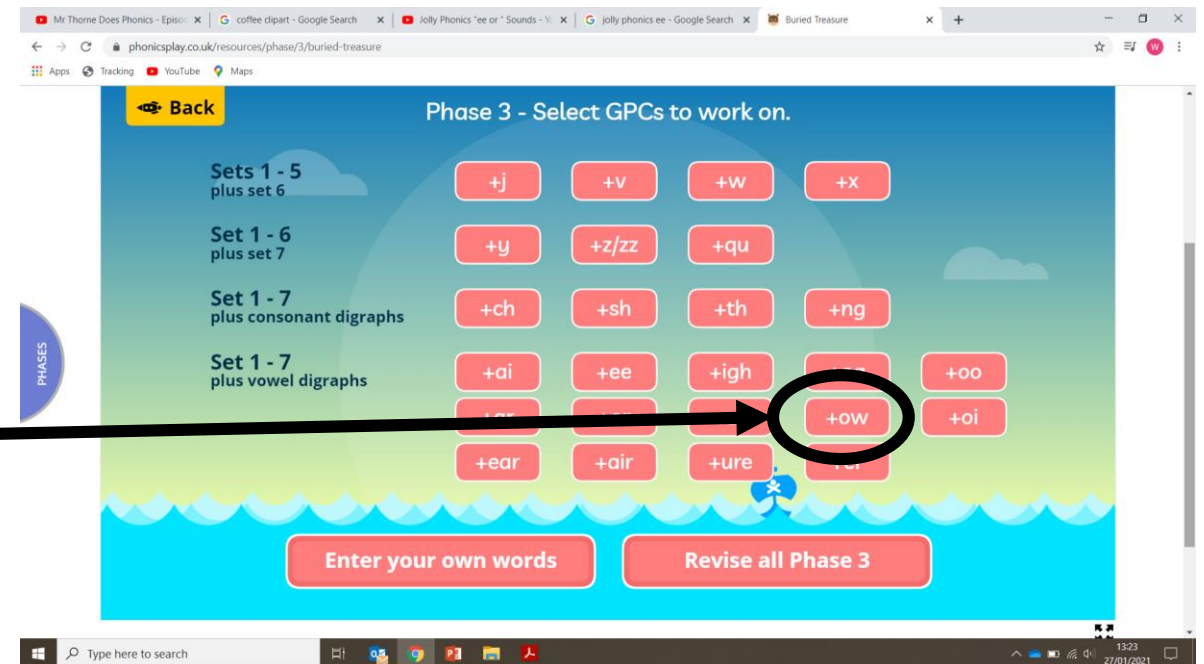
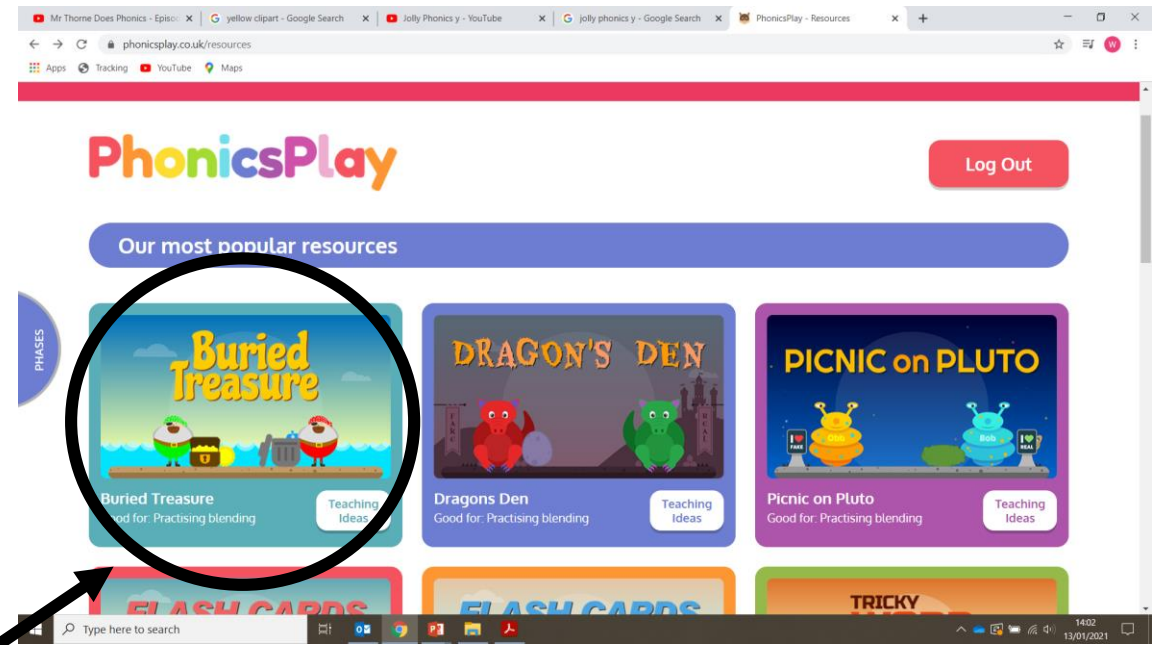
Password: home

Click on resources along the top of the page.

Click on the game **buried treasure**

Click on phase 3

Click on +ow



Today's super challenge:

Can you read the following sentences all by yourself?



- This owl is not feeling sad and down.
- I park my car in the town.
- How do I feed a cow?

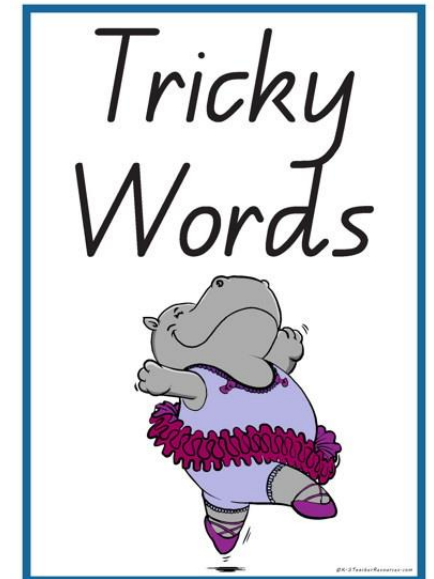
Wednesday

Week 7

Welcome to Tricky Word Wednesday!

Today you are learning to read some tricky words.

- Tricky words are words that we read without using our phonics knowledge to help us to read them.
- We just have to learn them and remember them!



Now log in to the phonics play website:

<https://www.phonicsplay.co.uk/>

Use the following log in details:

Username: jan21

Password: home

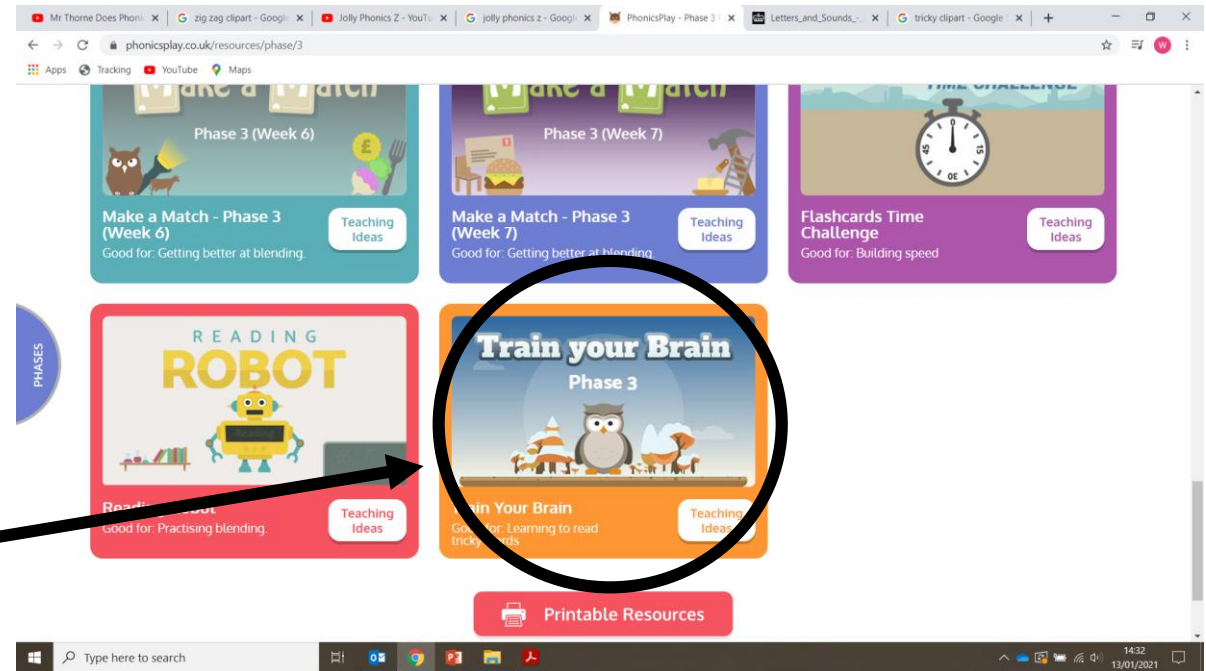
Click on resources along the top of the page

Then click phase 3 underneath the resources tab.

Scroll all the way to the bottom of the page.

Click on train your brain.

Have a go with some of the tricky words.



Now log in to the phonics play website:

<https://www.phonicsplay.co.uk/>

Use the following log in details:

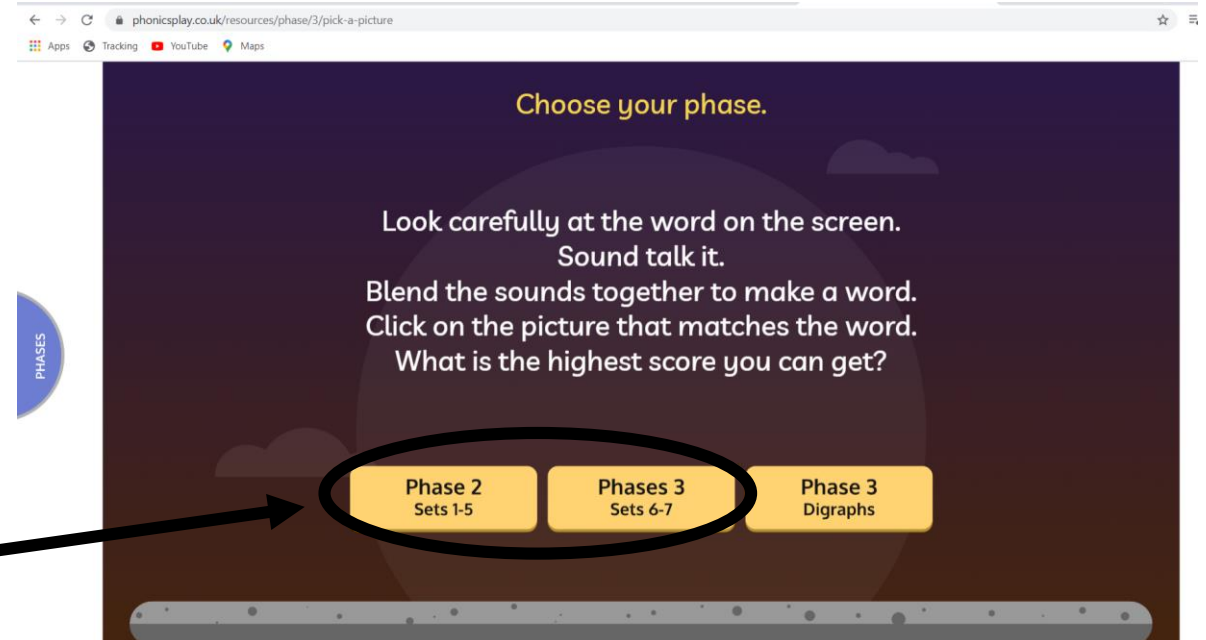
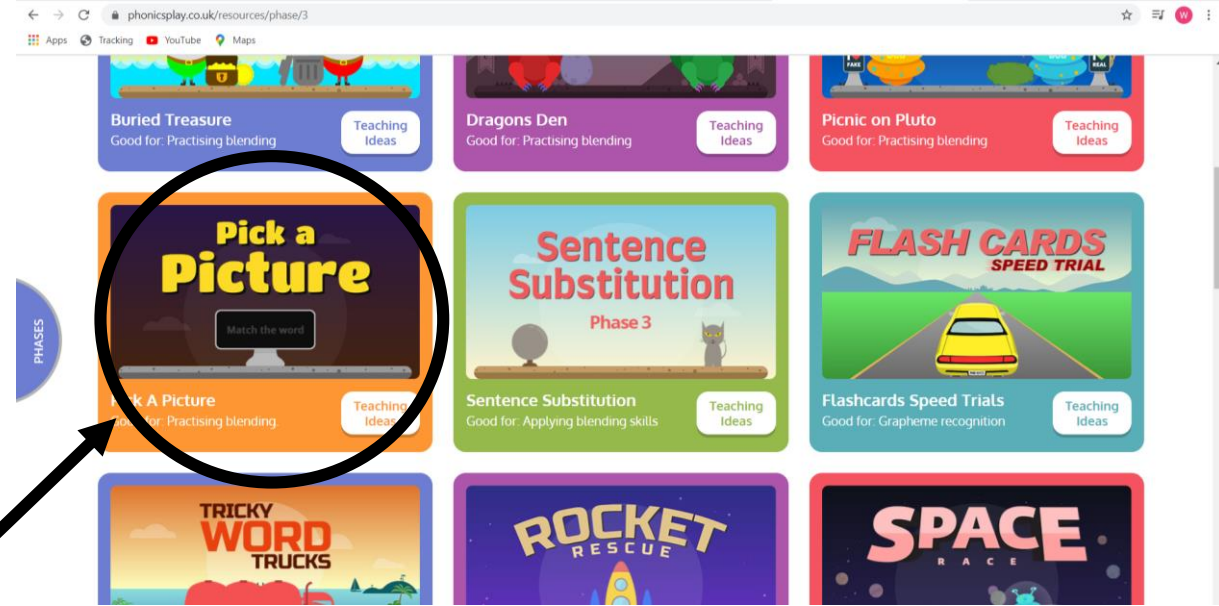
Username: jan21

Password: home

Click on resources along the top of the page.

Click on the game **pick a picture**

Click on **either** phase 2 or phase 3 sets 6-7.



Today's super challenge:

Can you read the following sentences all by yourself?

- Is it cool for you to burp?
- How can you see an owl at night?
- Will a cow go to town with you?



Thursday

Week 7

Start the day by practicing all the sounds you have learnt since starting school:

s, a, t, p, i, n, m, d, g, o, c, k, ck, e,
u, r, h, b, f, f, l, ll, ss, j, v, w, x, y,
z, qu, sh, ch, th, ng, ai, ee, igh, oa,
ur, ow

Tick the ones you know!

Today you are learning a new sound.


- Click on the link to find out what the sound is today...

https://www.youtube.com/watch?v=IRTITdRL_cU



Can you do the action to the new sound?

- <https://www.youtube.com/watch?v=AcClAgvjjt0>



Now you are going to play quick write.

- Please print off or draw a phoneme frame:

(a printable version is saved on the phonics home learning tab)

--	--	--	--

This is how to play:

1. Say a word and, holding up three fingers, sound-talk it, pointing to a finger at a time for each phoneme.
2. Ask the children to do the same and watch to check that they are correct.
3. Holding up the three fingers on one hand, write the letters of the word in the phoneme frame,
4. Ask the children to write the word in their phoneme frames.

Remember that each box is for each new sound.

Example:

f	oi	l
---	----	---

The words for the game are on the following page...

Parents — don't show the children this slide!

Oil

Join

Boil

Soil

Coin

Burn

Coil

Down

Today's super challenge:

Thumbs up or down to answer yes or no to the following questions:



- Can you surf on a coin?
- Can a cow get a coin?
- Can you put a fish in foil?
- Will an owl join a town?
- Can oil boil?
- Will a car need oil?

Friday

Week 7

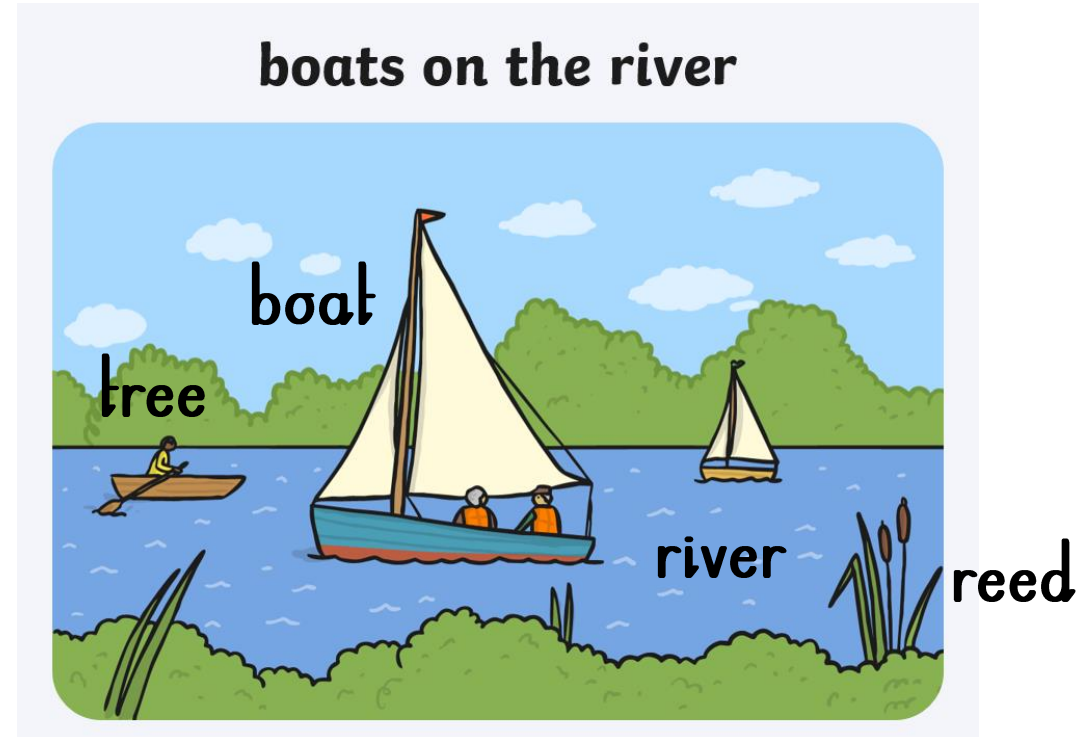
Start the day by practicing all the sounds you have learnt since starting school:

s, a, t, p, i, n, m, d, g, o, c, k, ck, e,
u, r, h, b, f, f, l, ll, ss, j, v, w, x, y,
z, qu, sh, ch, th, ng, ai, ee, igh, oa,
ur, ow, oi

Tick the ones you know!

Today's task:

- Read the captions on the following page.
- Draw a picture to match the caption.
- Label the picture.



Here are the captions:

- The pig and the fox go down the road.
- The cow and the goat go to the park.
- The dark shark has sharp teeth.
- The red fish has a big tail.
- A duck, a sheep and a goat go to see the vet.
- The fat toad is in the boat.

What a fantastic week of phonics!



You have earned 2 dojos! Yippee!!