

# Phase 3 Phonics

Week 6

# This week...

- As we have come to the end of this half term, it is important that the children revise what they already know before we break up for a week.
- For the 2 sessions this week, there will be a revision of the sounds that your child already knows/has learnt.
- Please try and encourage your child to complete the tasks as independently as possible as this will then highlight the sounds they need more support with.
- Once you have completed the tasks, please let Mrs Delvalle know what your child struggled with so she can provide extra support where needed after half term.
- Thank you for your continued support!



# Monday

Week 6

Start the day by practicing all the sounds you have learnt since starting school:

s, a, t, p, i, n, m, d, g, o, c, k, ck, e,  
u, r, h, b, f, ff, l, ll, ss, j, v, w, x, y,  
z, qu, sh, ch, th, ng, ai, ee, igh, oa

# Now you are going to play 'sound buttons'

Sound buttons are little dots that go underneath each sound in a word.

- E.g.



- If the sound is made up of 2 letters — you also put a line underneath.

Like this:



- Can you challenge your parent to add the correct sound buttons to the following words:

sat

boat

fluff

check

tin

high

wax

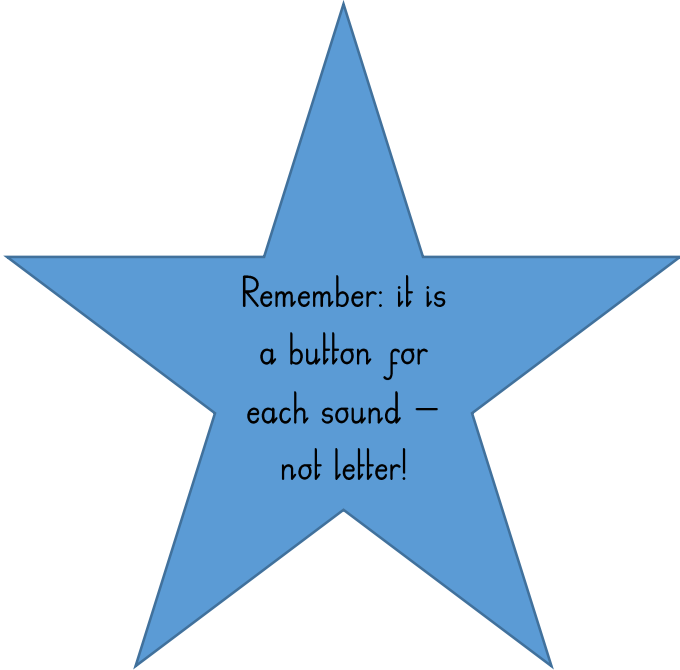
seek

back

thick

shin

rain



Remember: it is  
a button for  
each sound —  
not letter!

# Now log in to the phonics play website:

<https://www.phonicsplay.co.uk/>

Use the following log in details:

Username: jan21

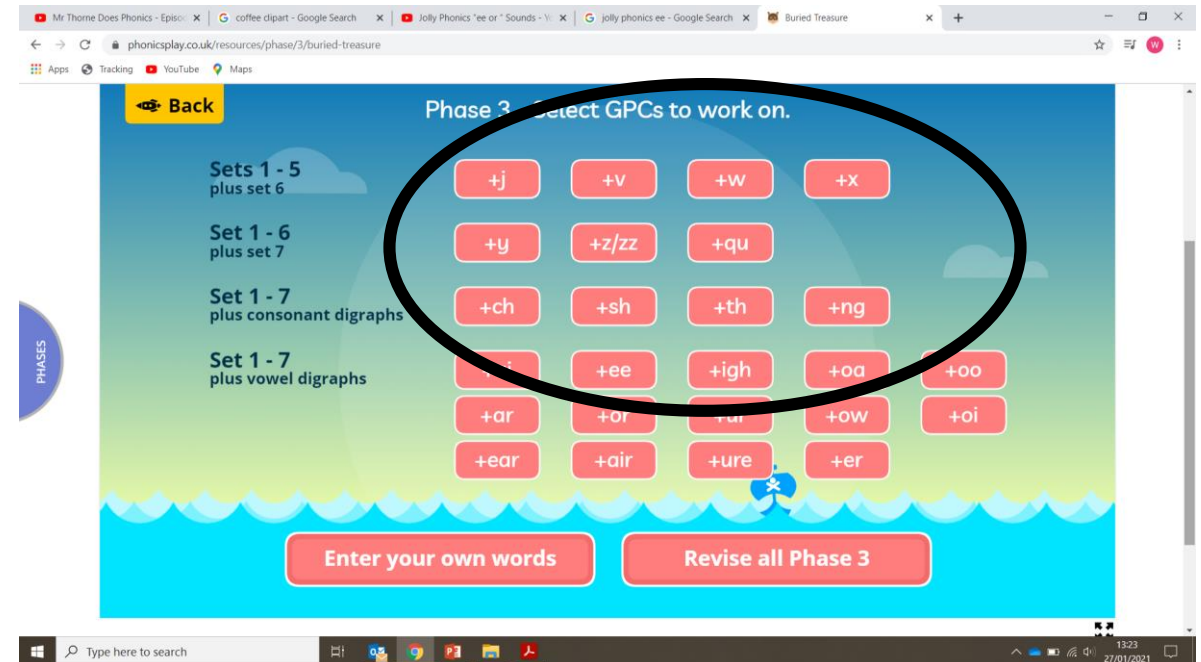
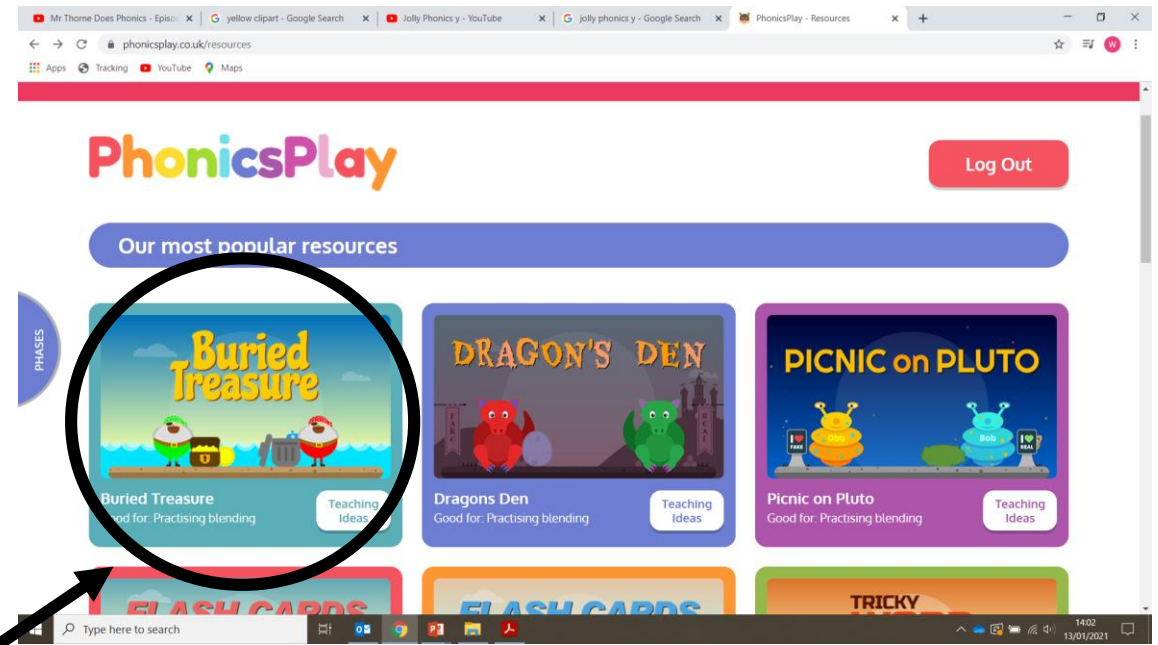
Password: home

Click on resources along the top of the page.

Click on the game **buried treasure**

Click on phase 3

You can choose any of the sets that are within the circle.



# Wednesday

Week 6

# WARM UP!

Lets start by practicing all the sounds you know!

Your parent will say a sound and you need to write the sound down!

Use this clip to help pronounce the sounds correctly:

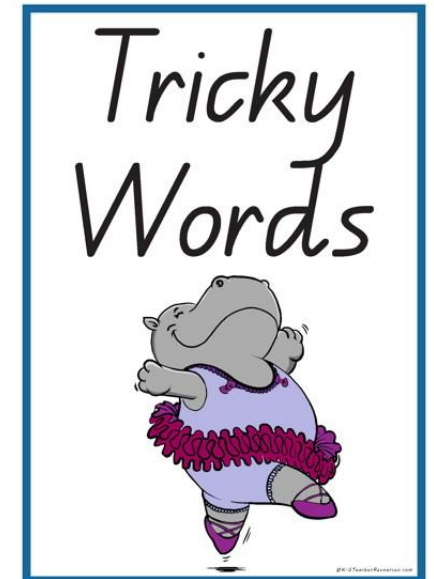
<https://www.youtube.com/watch?v=UCI2mu7URBc>



# Welcome to Tricky Word Wednesday!

Today you are learning to read some tricky words.

- Tricky words are words that we read without using our phonics knowledge to help us to read them.
- We just have to learn them and remember them!



# Now log in to the phonics play website:

<https://www.phonicsplay.co.uk/>

Use the following log in details:

Username: jan21

Password: home

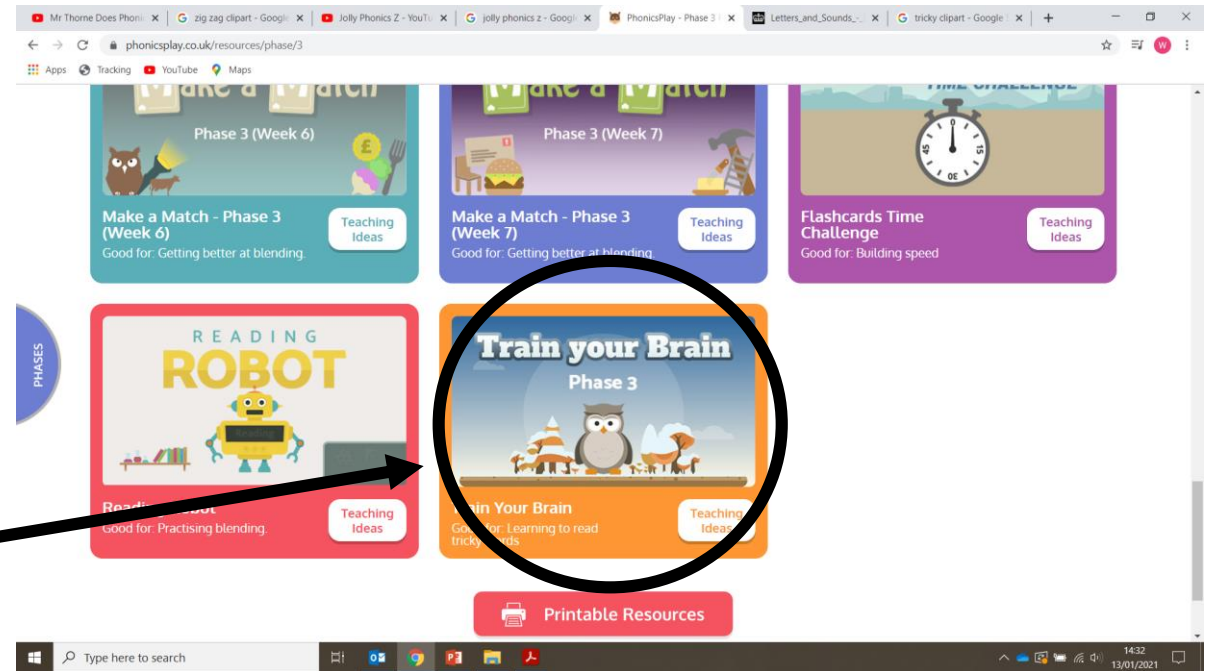
Click on resources along the top of the page

Then click phase 3 underneath the resources tab.

Scroll all the way to the bottom of the page.

Click on train your brain.

Have a go with some of the tricky words.



Today's super challenge:

Can you read the following sentences all by yourself?

- My rat was mad at the vet.

- Can she zip up a hill?

- He had a big shock!



What a fantastic way to end the half term!



You have earned 2 dojos! Yippee!!

Thank you so much to all you lovely parents! We really do appreciate all your support! Have a relaxing half term break 😊