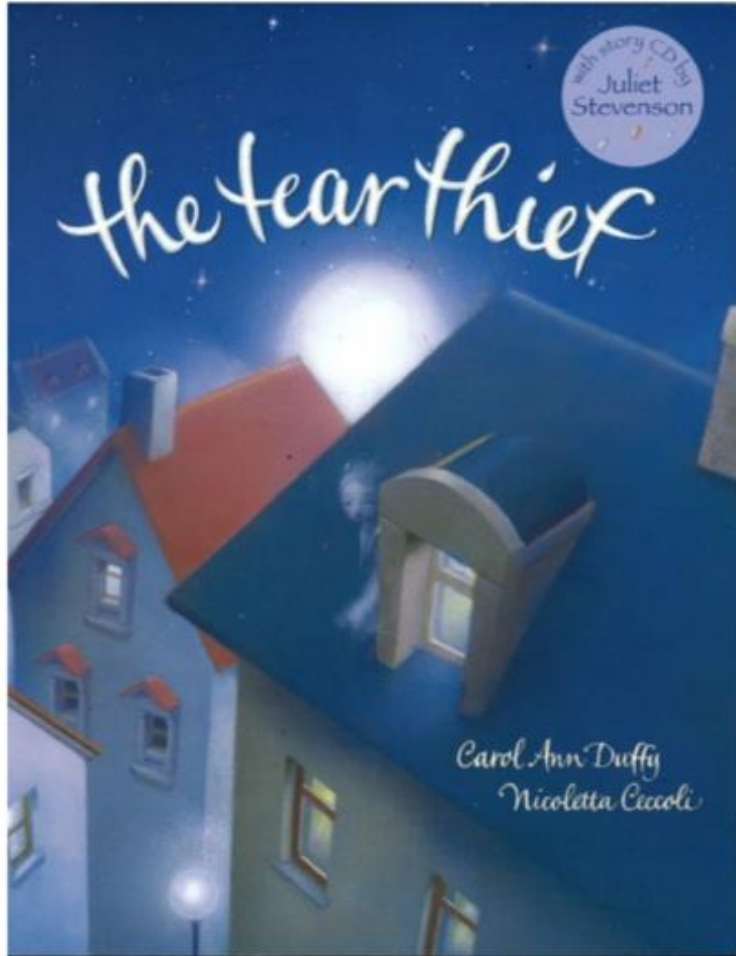


Lesson 1- Monday 1st March

We are going to be continuing to look at... The Tear Thief by Carol Ann Duffy.



Each day, we will read a part of the book and complete a writing activity. If you are a confident reader you can read the words yourself. However, there are some tricky words in this story so we have recorded our voices reading, you can just click on the speaker icon to hear the words.

Click here to hear the story so far...



As the Tear Thief sneaked past the girl, she noticed she was quietly crying. The Tear Thief stopped. There was always room in the sack for a few more tears. She looked carefully at the girl's tears. They were very special. They were tears of real sadness. The Tear Thief could tell that just one of these tears was worth a hundred cried over spilt milk or a thousand crocodile tears. She reached out her pale hand to pluck one from the girl's cheek.

Just then the girl wiped her eyes with her sleeve and looked sadly into a puddle. The Tear Thief's mischievous face stared up at her.

'Eek!' squealed the girl and turned round to look behind herself.



Why was the girl crying?



There was nobody there.

The girl looked at the puddle again. Sure enough, there was the reflection of the Tear Thief in the water.

'Who are you?' asked the girl.

'I am the Tear Thief.'

The girl knelt down by the puddle and stared hard at the Tear Thief's reflection.

'How old are you?'

'As old as joy and sorrow.'

'Where do you live?'

'In every place where children cry.'

'Were you going to steal my tears?'

'Yes,' said the face of the Tear Thief in the puddle. 'Your tears are the most precious tears of all. They are worth more than diamonds.'



How did the girl feel when she first saw the Tear Thief? How did she feel once they had spoken?



The girl stood up again. Her face was still wet with tears, like the leaves of the trees were with the rain. She gently wiped off one of her own tears with her fingertip and stared at it. She could see the reflection of the Tear Thief there as well!

'But why are my tears so precious?' asked the girl.

'I will tell you everything,' said the Tear Thief, 'if you give me your tears. Just close your eyes and listen.'



Why could the girl see the reflection of the Tear Thief in the tear drop on her finger?



This week, we are celebrating





and we have lots of exciting tasks for you at the end of the week.

But, today, tomorrow and on Wednesday this week, you are going to become an author and illustrator! You will pretend that you are the author of The Tear Thief book and you will write a blurb and design a new front cover illustration of the book...

First, we need to know a little bit about what a blurb is:



Examples of Blurbs



A **blurb** is the text on back cover of a book. It is a summary of the story. It aims to get the reader interested in buying or reading the book.

www.JWSPeter.com

A blurb aims to **interest, excite and persuade** a reader to pick up a book and read it!

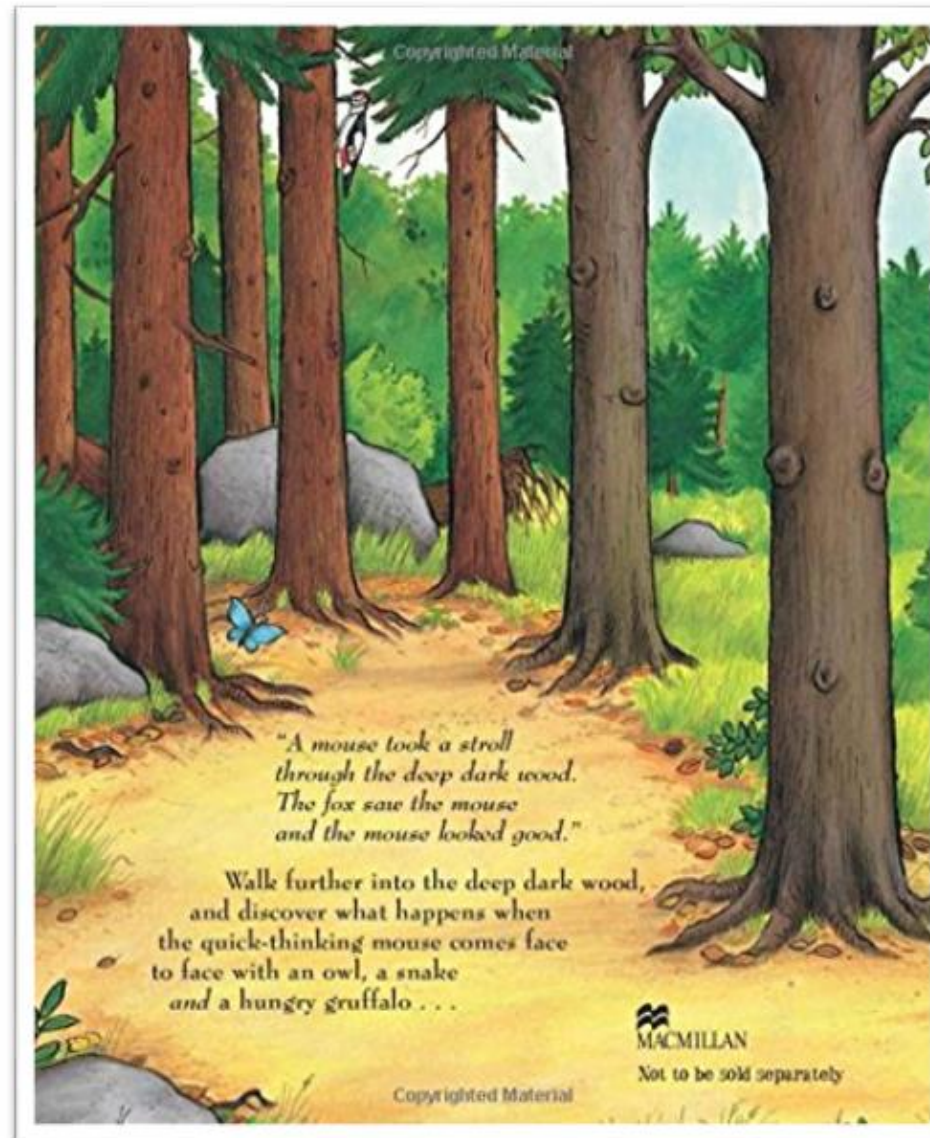
Your job today is to be a blurb detective and find the features of blurbs on the back cover of your books at home.



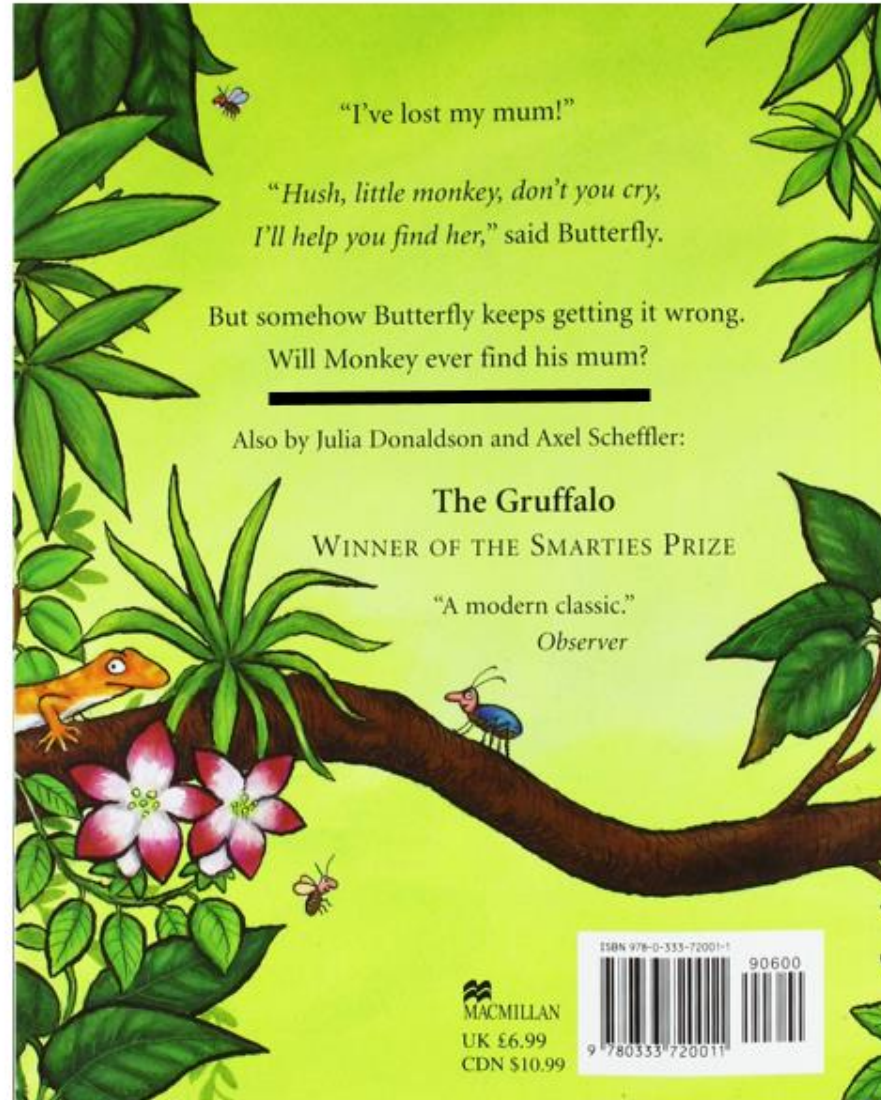
First, I want you to find a book with an **exclamation mark** at the end of an exciting sentence!



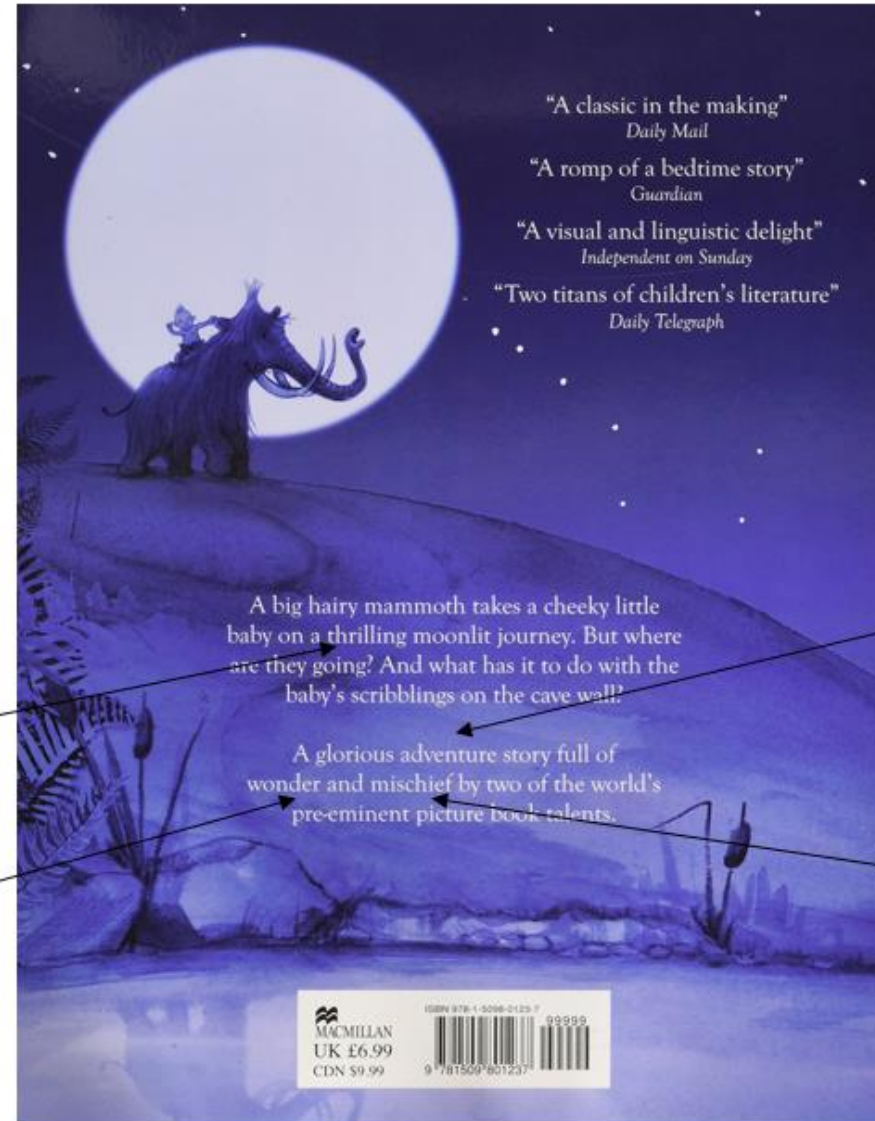
Next, I want you to find a book with an **ellipsis** at the end of a sentence...



Next, I want you to find a book with a **question** that leaves you wanting to know more!



Finally, I want you to find a book with exciting words that interests and excites you!



thrilling moonlit journey

wonder

glorious adventure

mischief

When you have found **one** great example of each of these four things (an exclamation sentence, a question, an ellipsis and exciting words), copy the sentences into your book. We will use these useful features as tools to help us to write your blurb tomorrow. Then, on Wednesday, we will write your blurb onto a book cover template and illustrate a new front cover!

