


# Dinosaur Stomps Game

## Phase 4



### Preparing to Play

You will need 1 to 4 players.

You will need to:


- cut out and prepare the footprints;
- find a space to play the game.

- 1 Lay all of the dinosaur footprints on the floor with the graphemes facing up.
- 2 The adult says the first phoneme.
- 3 Each player quickly searches for the grapheme that matches the sound. Once they find the grapheme, they place their foot on top of it.
- 4 The adult checks the grapheme and, if the child is correct, the footprint is flipped over.
- 5 Continue until all the footprints have been flipped over.


# Dinosaur Stomps Game





# Dinosaur Stomps Game




# Dinosaur Stomps Game



# Dinosaur Stomps Game



# Dinosaur Stomps Game



# Dinosaur Stomps Game

