

Phase 6 Phonics

Week 5

Monday

Week 5

Today, We are learning to read verbs with the prefix un-.

- Click to the next slide to find out more...



Now listen to your grown up:

- Show the word **kind**
- Ask your child to act out being kind.
- Add **un-** in front of **kind** to make **unkind**.
- Read again.
- Ask your child to act out doing something **unkind**
- Repeat with **happy/unhappy, lock/unlock**.

Discuss the fact that **un-** changes the word's meaning a lot.



Lets play count down!



- Here is how to play:

Display the list of words, one underneath the other.

Explain to the children that the object of this activity is to read as many words as possible before the sand timer or stop clock signals 'Stop'.

Start the timer.

- You can decide how long you would like to give your child – start with 1 minute and see if they can reduce the time.
- The list of words is on the next page...ready....steady...go!!

unfair

unloaded

untrue

unscrew

unmade

unripe

uninvited

unwanted

unpleasant

unfunny

unwrapped

unwritten

untried

unknown

To finish — read the following sentences:



- The unhappy elephant felt unwanted.
- It was an unwritten rule that presents were unwrapped after lunch.
- When she unscrewed the lid of the jar, the smell was most unpleasant.

Tuesday

Week 5

Today, We are learning to spell verbs with the prefix un-.

- Click to the next slide to find out more...



Reminder

un- is simple to spell using knowledge you learned in Reception and doesn't change the root word that it is being added to.

Eg: **unloaded**, **unwrapped**, **unscrewed**.

The root word is still spelt the same — it just has un at the beginning!

Now you are going to play quick write.

- Please draw your phoneme frame:

--	--	--	--	--	--

This is how to play:

Or however many letters there are in the word!

1. Say a word and, holding up three fingers, sound-talk it, pointing to a finger at a time for each phoneme.
2. Ask the children to do the same and watch to check that they are correct.
3. Holding up the three fingers on one hand, write the letters of the word in the phoneme frame,
4. Ask the children to write the word in their phoneme frames.

Example:

t	e	n	t
---	---	---	---

The words for the game are on the following page...

Grown ups — don't show the children these words!

You do not need to use them all — choose at least 5

unkind

unlocked

unhappy

unfair

untrue

unmade

unripe

uninvited

unwanted

unpleasant

unfunny

unwritten

untried

unknown

Now, your grown ups are going to read the following sentences and you need to write them in your book.

- I wish that door was unlocked.
- That is untrue and unfair.
- Unripe fruit can be quite unpleasant.

★ I dojo for remembering correct punctuation

★ I dojo for all correct spellings

Wednesday

Week 5

Today, we are looking at apostrophes for contractions.

REMINDER:

You can use **apostrophes** to show that you have left out some letters when you are joining words together.

For example, you can join the words 'you' and 'are' together. It would be you're as we left out the letter a and replaced it with an apostrophe.



Play crater creature countdown.

Log on to phonics play:

www.phonicsplay.co.uk

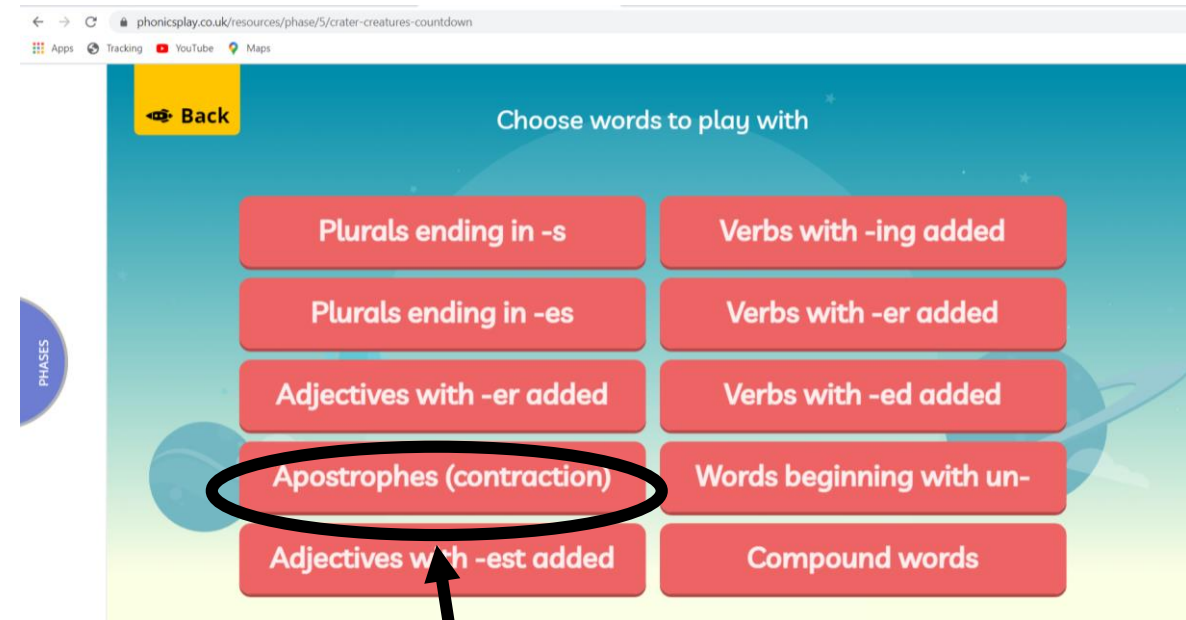
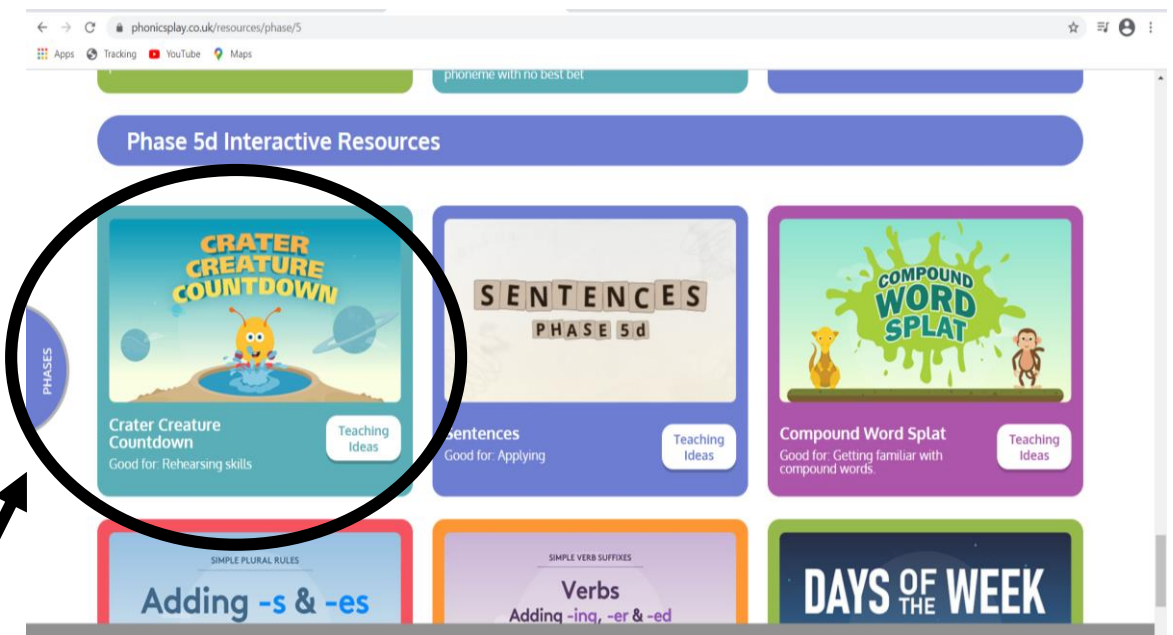
Username: jan21

Password: home

Then click on the resources tab.

Then click on phase 5.

Then scroll all the way down to phase 5d interactive resources. You will find creature countdown.



Play apostrophes (contraction)

To finish — read the following sentences:

- I've had a really amazing week.
- I can't eat the soup because there's a fly in it.
- We're waiting for my dad because he's late today.

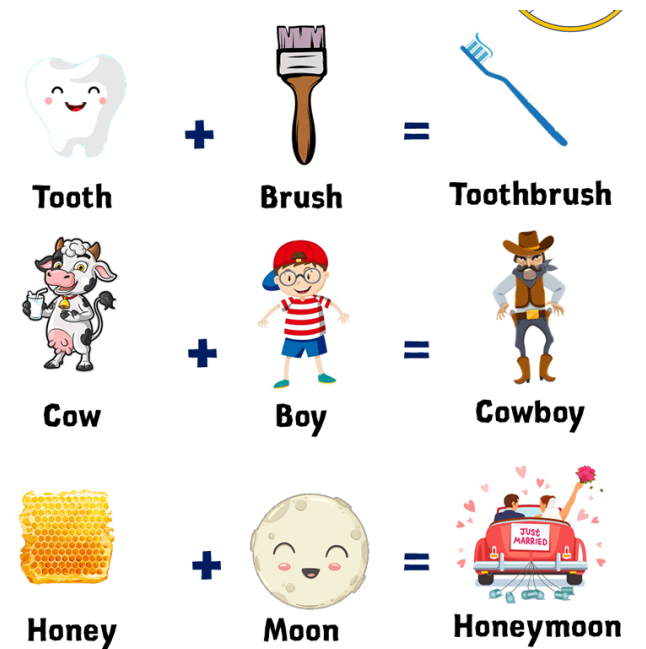


Thursday

Week 5

Today, We are learning to read compound words.

- Click to the next slide to find out more...



Read this to find out more...

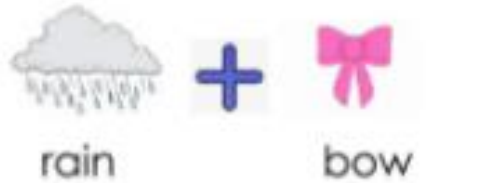
- There are three kinds of words:

simple, complex and compound



- For the last few weeks we have been looking at building complex words by adding on bits like **un-**, **-ing**, **-ed**, **-s** etc that don't make sense on their own.
- Today we are looking at compound words where two words that make sense on their own come together to make one word.

See if you can work out what these compound words are:



Answers:



Rainbow



Butterfly



Cupcake



Toothbrush

Play compound word splat!

Log on to phonics play:

www.phonicsplay.co.uk

Username: jan21

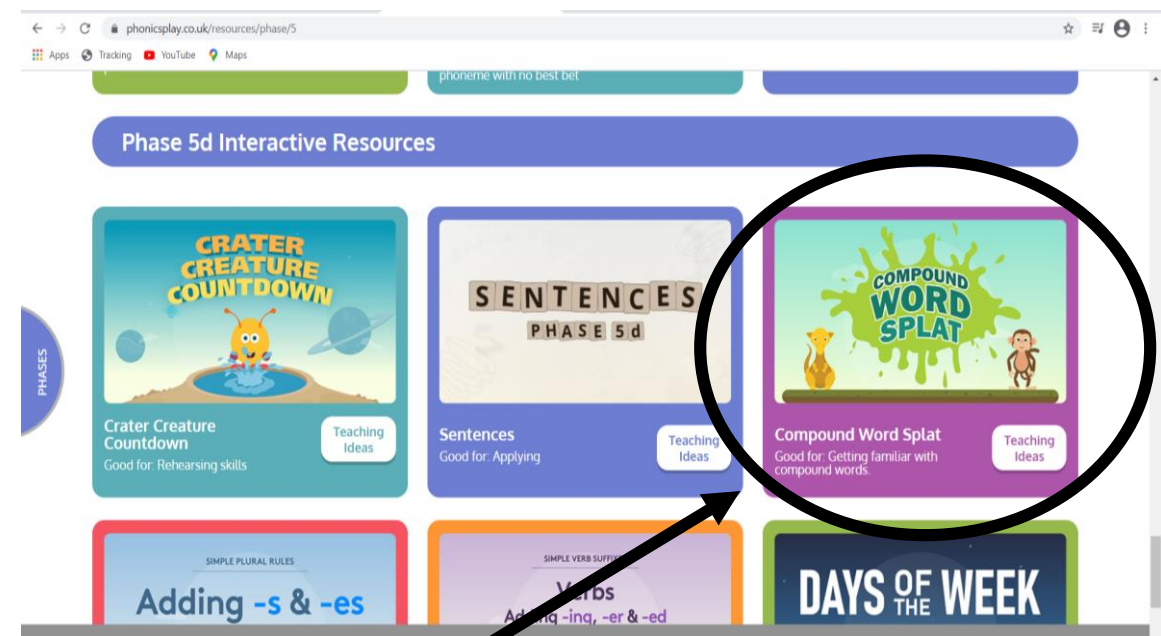
Password: home

Then click on the resources tab.

Then click on phase 5.

Then scroll to phase 5d interactive resources.

You will find compound word splat.



To finish:

Can you find some compound words in the story book that you are reading at home at the moment?

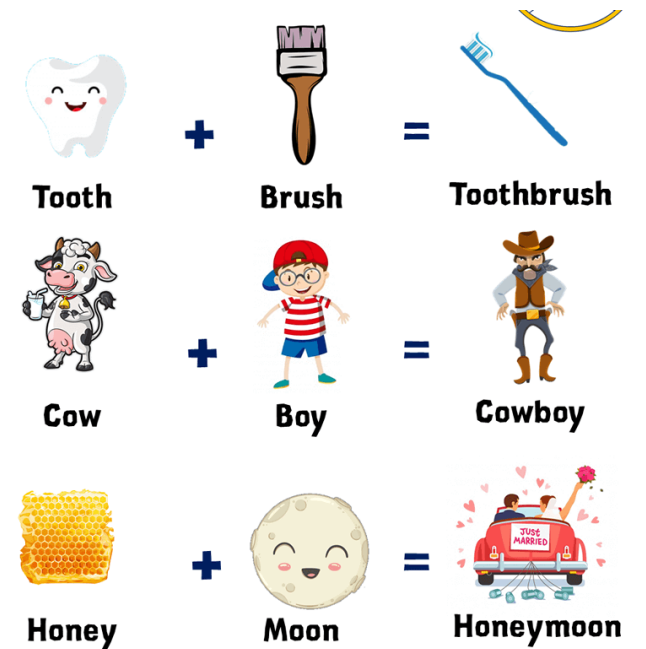


Friday

Week 5

Today, We are learning to spell compound words.

- Click to the next slide to find out more...



Now listen to your grown up...

- Model spelling the compound word **football**
- Discuss how to spell **foot** and then **ball**— you can either use sounds or the letter names or both!
- Then put the 2 words together to show the new compound word.
- Check — do both these words make sense on their own? Is it a compound word or not?

(yes because both **foot** and **ball** are words that make sense on their own)

- Repeat with **moonlight** and **playground**.



Now you are going to play quick write.

- Please draw your phoneme frame:

--	--	--	--	--	--

This is how to play:

Or however many letters there are in the word!

1. Say a word and, holding up three fingers, sound-talk it, pointing to a finger at a time for each phoneme.
2. Ask the children to do the same and watch to check that they are correct.
3. Holding up the three fingers on one hand, write the letters of the word in the phoneme frame,
4. Ask the children to write the word in their phoneme frames.

Example:

t	e	n	t
---	---	---	---

The words for the game are on the following page...

Grown ups — don't show the children these words!

You do not need to do all of these words — choose at least 5

everything

anyone

downstairs

earthworm

cornflakes

dustbin

woodland

lunchbox

helpdesk

weekend

campsite

waterfall

bluebell

everyone

To end this week of phonics...

- Play any phonics game on the phonics play website



Dear all you lovely parents and grown ups,

Thank you so much for all your help teaching phonics this week!

