

Phase 6 Phonics

Week 3


Monday

Week 3

We are learning about adding the suffix 'er' to adjectives...

- There are 4 rules when adding 'er'
- Click to the next slide to find out more...

er - added to adjectives to show 'more of'



slower

-er



whiter

1. Just add -er

2. If the base word ends in an 'e', just add the 'r'

3. If the base word has a short vowel, double the last consonant

4. If the base word ends in a 'y', change the 'y' to an 'i', and add 'er'

For example:

1. Just add -er

cold becomes colder

3. If the base word has a short vowel, double the last consonant

hot becomes hotter


2. If the base word ends in an 'e', just add the 'r'

large becomes larger

4. If the base word ends in a 'y', change the 'y' to an 'i', and add 'er'

angry becomes angrier

Can you choose the correct word in each sentence to add the suffix **-er** to?



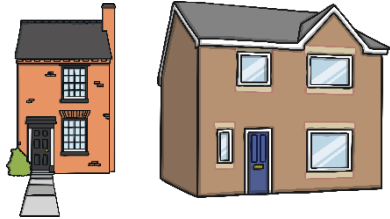
My mum's car is
clean than my
auntie's.



Three scoops of ice
cream are tall than
one scoop.



Cho's food is spicy
than Anna's food.



Angelo's house is
small than Bailey's.




The waves are
rough close to the
rocks.



"My dress is plain
than yours."

ANSWERS:



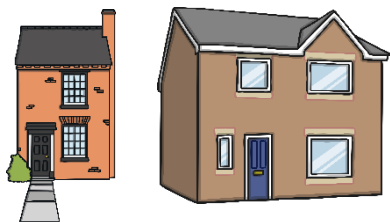
My mum's car is
cleaner than my
auntie's.



Three scoops of ice
cream are taller
than one scoop.



Cho's food is spicier
than Anna's food.



Angelo's house is
smaller than Bailey's.



The waves are
rougher close to the
rocks.



"My dress is plainer
than yours."

Now practice adding 'er' to a word ending in y...

How has the adjective **happy** changed in this sentence?

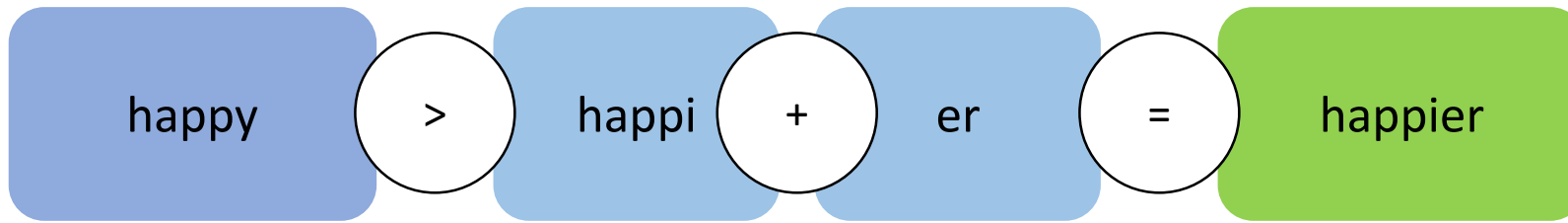
The old man had never looked
happier.




How is the word
spelt now?

To add '-er' to a word that ends in '-y' with a
consonant before it...

Change the y to an 'i'




Then add 'er'



Can you follow this rule and change these words?



funny




smelly

ANSWERS:



funnier



smellier

Can you create a poster for the 4 rules of adding 'er'?



To finish — read the following sentences:

- This crocodile is kinder than that tiger.
- That flamingo is slower than this emu.
- Some people are neater than others.



Tuesday

Week 3

Lets warm up...

You will find a tricky words document saved on the phonics home learning tab.

How many words can you read in 1 minute?



Play crater creature countdown.

Log on to phonics play:

www.phonicsplay.co.uk

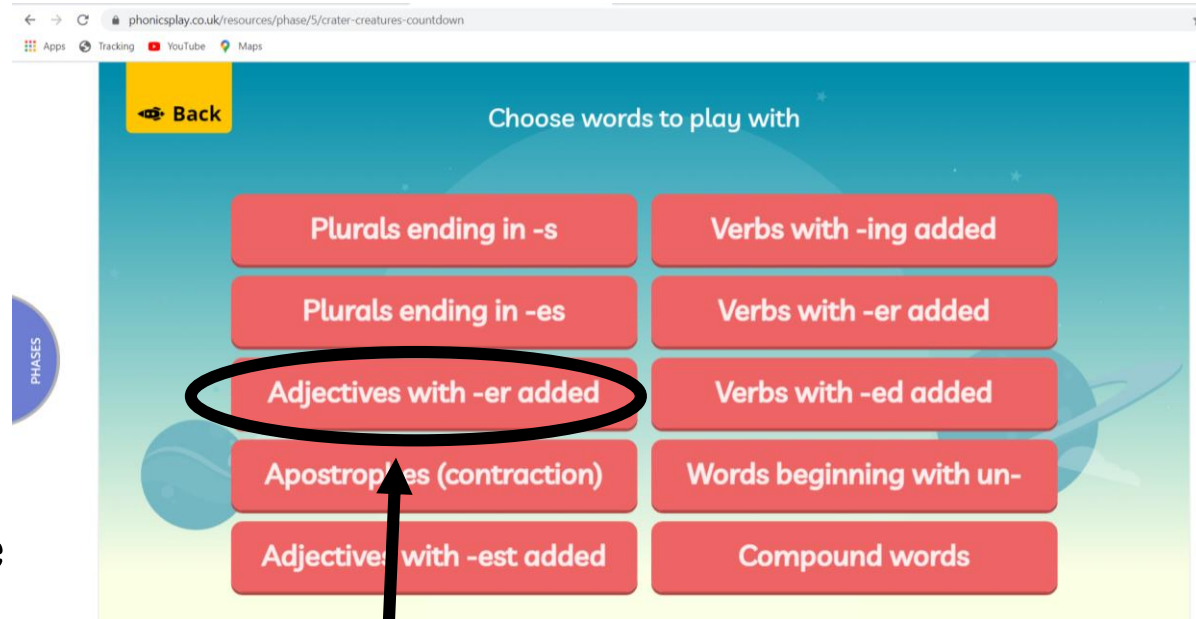
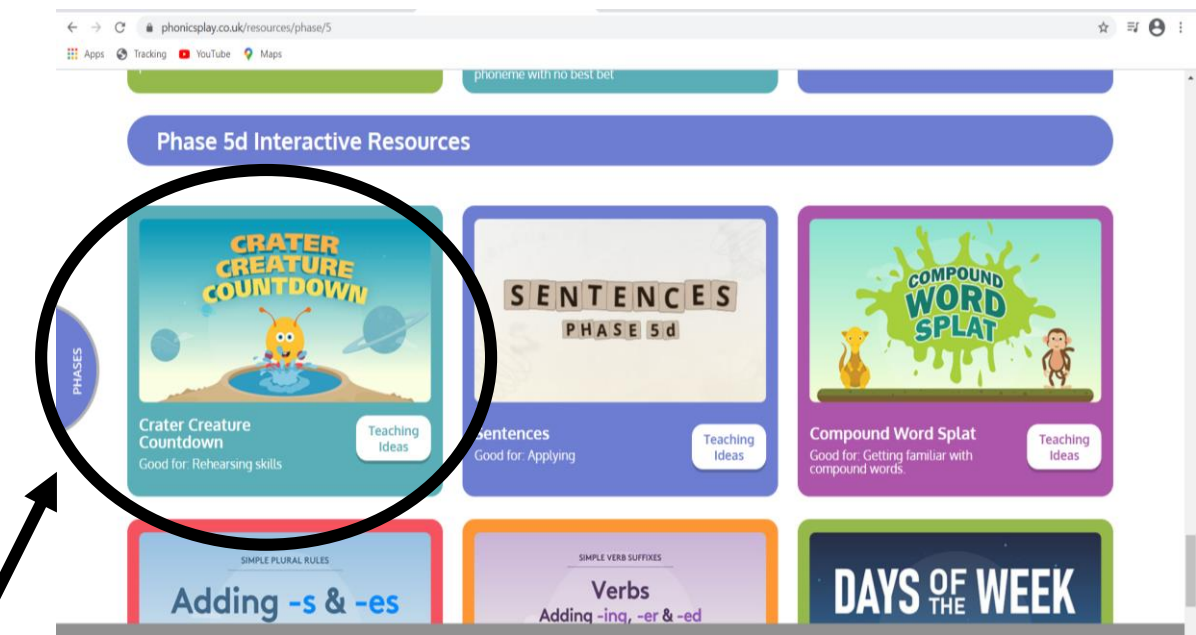
Username: jan21

Password: home

Then click on the resources tab.

Then click on phase 5.

Then scroll all the way down to phase 5d interactive resources. You will find creature countdown.



Play the adjectives -er version today!

Lets play quick write.

- Your parent will say a word — you need to write that word and the sound buttons as quickly as you can.
- They will then read the next word and so on...
- You will score points for the correct spelling and the correct use of the sound buttons.
- E.g: **denied**
● ● ● ● ●
 - ✓ 1 point for spelling
 - ✓ 1 point for sound buttons

Parents — Don't show the children!!

Here are the words:

1. Prouder
2. Neater
3. Colder
4. Smoother
5. Smarter
6. Sharper
7. Darker
8. Calmer

Now, your parents are going to read the following sentences and you need to write them in your book.

- I feel prouder than I have ever done before.
- The sky is getting darker.
- You had a smarter plan than I did.

★ I dojo for remembering correct punctuation

★ I dojo for all correct spellings

Wednesday

Week 3

Lets warm up...

Can you beat your score from yesterday?


How many words can you read in 1 minute?

(The words are saved on the phonics home learning tab)



Today we are looking at contractions.

Click to the next slide to find out more...



To make reading and writing quicker, sometimes, two words are joined together to make one word. The missing letters are replaced by an apostrophe. These words are called **contractions**.

cannot = can't


I am = I'm

must have = must've

Remember, apostrophes are also used to show possession as well as omission of letters, words or numbers. For example, Jane's hat blew away.

Apostrophe Muddle - Practice

An apostrophe is used in place of missing letters. Robin has got into a muddle when writing contractions in his notebook. Help him to find which place is correct for the apostrophe.

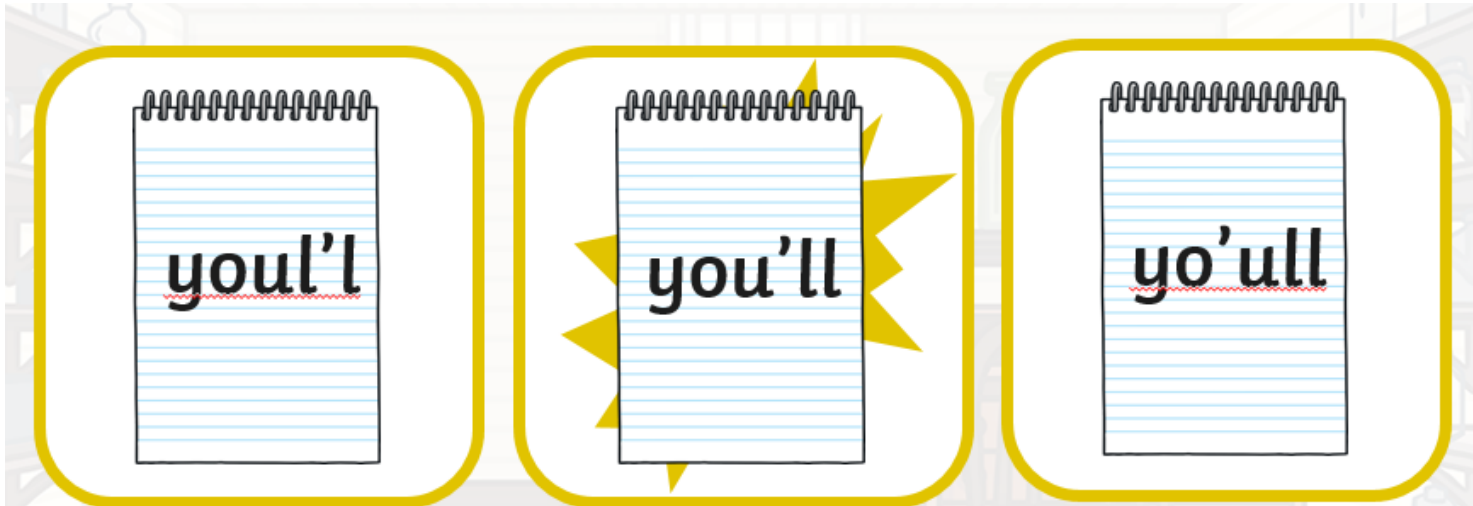


Working out which words have been joined together can help with this.



Apostrophe Muddle - Practice

An apostrophe is used in place of missing letters. Robin has got into a muddle when writing contractions in his notebook. Help him to find which place is correct for the apostrophe.



Working out which words have been joined together can help with this.



Apostrophe Muddle - Practice

An apostrophe is used in place of missing letters. Robin has got into a muddle when writing contractions in his notebook. Help him to find which place is correct for the apostrophe.



Working out which words have been joined together can help with this.



Play crater creature countdown.

Log on to phonics play:

www.phonicsplay.co.uk

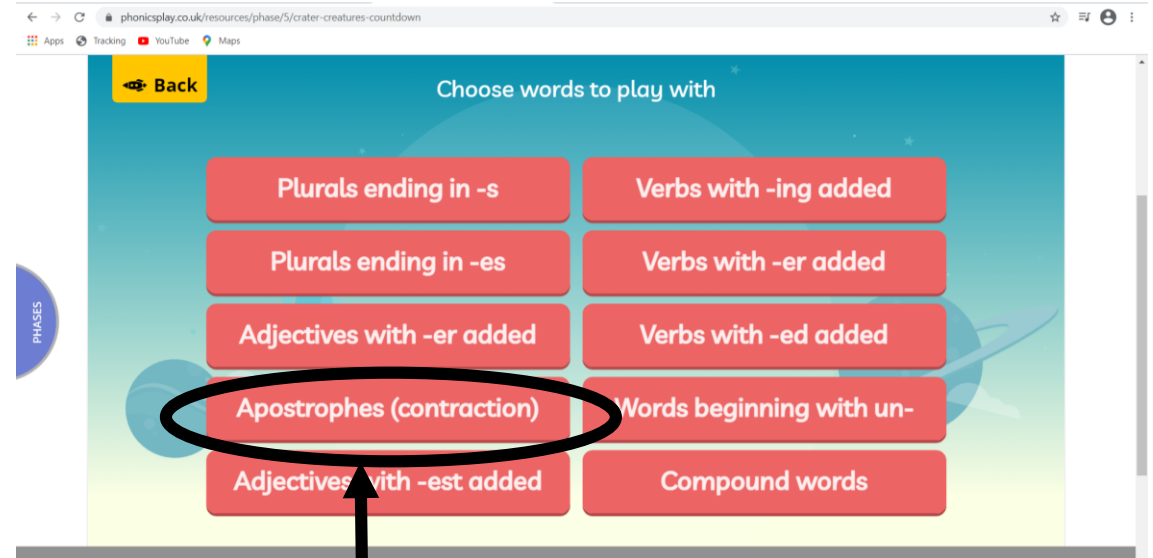
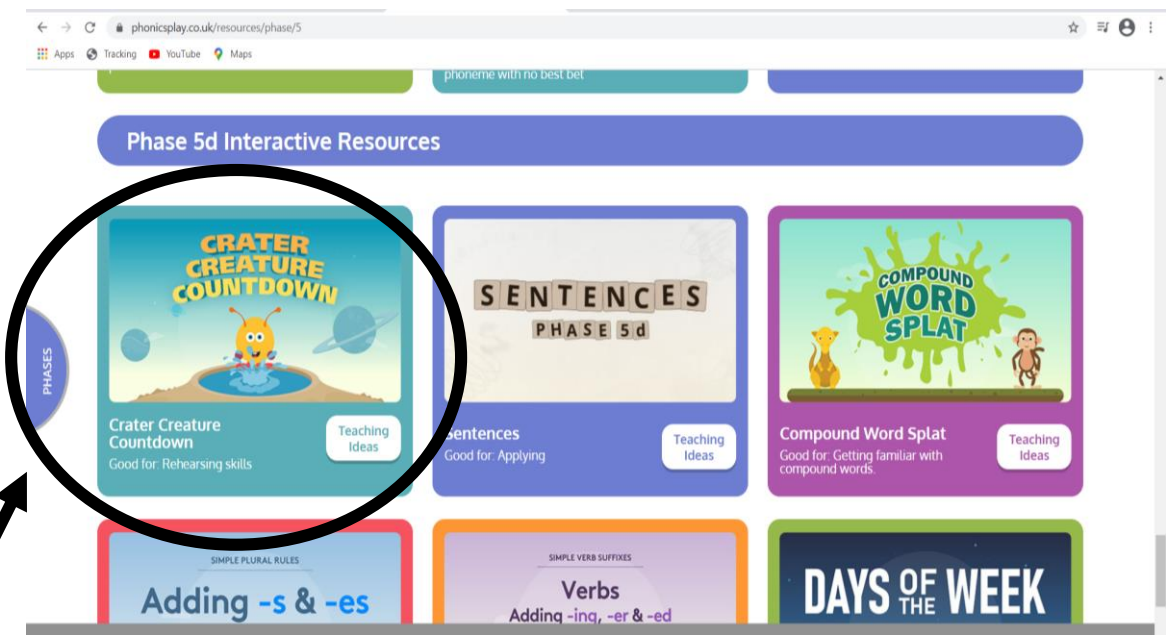
Username: jan21

Password: home

Then click on the resources tab.

Then click on phase 5.

Then scroll all the way down to phase 5d interactive resources. You will find creature countdown.



Play the apostrophes contraction version today!

To finish — read the following sentences:

- It's colder than it was on Sunday.
- I can't come to school because I've got a sore throat.
- I've tried but it's too hard and I can't do it.



Thursday

Week 3

Lets warm up...

Can you beat your score from yesterday?

How many words can you read in 1 minute?


(The words are saved on the phonics home learning tab)



We are learning about adding the suffix 'est' to adjectives...

- Just like adding 'er' - there are 4 rules when adding 'est'
- Click to the next slide to find out more...

est - added to adjectives to show *most of*



slowest

est



whitest

1. Just add *-est*

2. If the base word ends in an 'e', just add the 'st'

3. If the base word has a *short vowel*, double the last consonant

4. If the base word ends in a 'y', change the 'y' to an 'i', and add 'est'

For example:

1. Just add -est

cold becomes coldest

3. If the base word has a short vowel, double the last consonant

hot becomes hottest

2. If the base word ends in an 'e', just add the 'st'

large becomes largest

4. If the base word ends in a 'y', change the 'y' to an 'i', and add 'est'

angry becomes angriest

Can you create a song for the 4 rules of adding 'est'?



Lets play count down!



- Here is how to play:

Display the list of words, one underneath the other.

Explain to the children that the object of this activity is to read as many words as possible before the sand timer or stop clock signals 'Stop'.

Start the timer.

- You can decide how long you would like to give your child — start with 1 minute and see if they can reduce the time.
- The list of words is on the next page...ready....steady...go!!

Parents — Don't show the children!!

Here are the words:

1. Proudest
2. Neatest
3. Coldest
4. Smoothest
5. Smartest
6. Sharpest
7. Darkest
8. Coolest
9. Kindest
10. Wildest

To finish — read the following sentences:

- Which animal has the sharpest teeth?
- Which part of your body is the strongest?
- What is the coldest place you have ever been to?



Friday

Week 3

Lets warm up...

Can you beat your score from yesterday?

How many words can you read in 1 minute?

(The words are saved on the phonics home learning tab)



Can you remember the rules for adding 'er' and 'est'?



Now, your parents are going to read the following sentences and you need to write them in your book.

- You have the neatest bedroom.
- That shark has the sharpest teeth.
- I don't want to go into the deepest, darkest cave.

★ I dojo for remembering correct punctuation

★ I dojo for all correct spellings

To end this week of phonics...

- Play any phonics game on the phonics play website

