

# Phase 4 Phonics

Week 5

# Monday

Week 5

Warm up your phonics brain...


**Write a sentence about this picture:**



# Welcome to Tricky Word Monday!

Tricky words are words that we have to learn by sight, phonics can't always help us 😞

- The best way to learn tricky words is through having fun...
- Click to the next slide to see which game you will be playing today!



# Now log in to the phonics play website:

<https://www.phonicsplay.co.uk/>

Use the following log in details:

Username: jan21

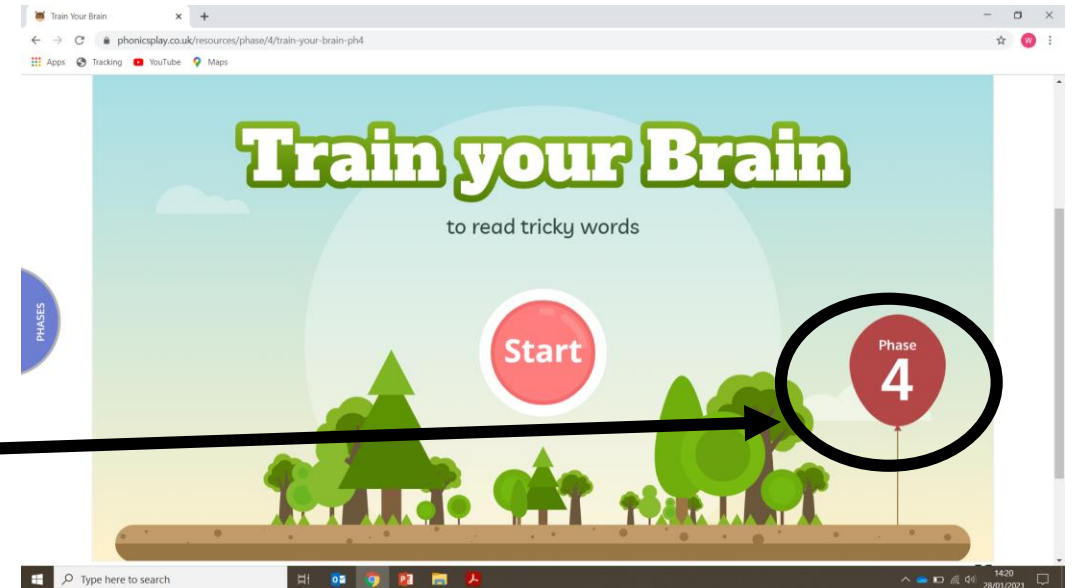
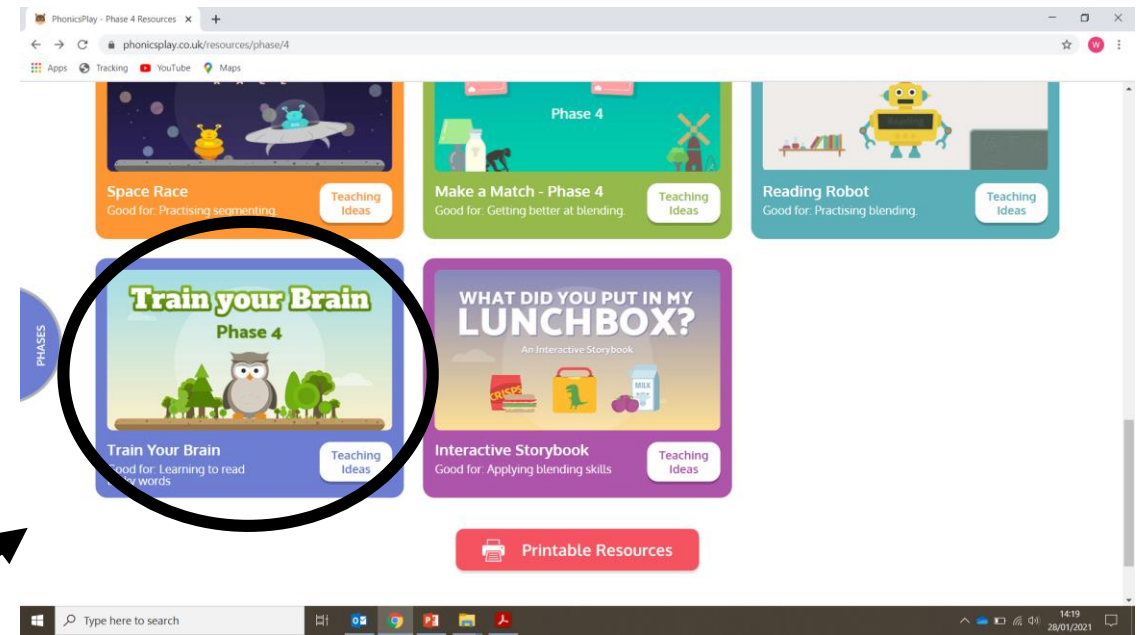
Password: home

Click on resources along the top of the page.

Then click phase 4.

Scroll down to the game train your brain.

Make sure the balloon says phase 4.



Answer yes or no to the following questions:  
You need to read them, then thumbs up or down!

- Do clocks get cross?
- Can crabs clap hands?
- Are you fond of plums?
- Did a shark ever jump up a tree?
- Do trains run on tracks?
- Will a truck go up steep stairs?
- Can we see the stars on a clear night?
- When you get wet, will you shrink?
- Will trash jump from a dustbin?



# Tuesday

Week 5

Lets warm up...

## Help Thelma the Thrush!

The real eggs have real words on them.

The fake eggs have made up words on them.



chest

treast

melting

spark

sost

pelf

scrunch

punch

chilp

fost

plump

spoift

Help Thelma to find the real eggs.



Today we are practicing reading high frequency words.

- There is a set of flashcards saved on the phonics home learning tab for you.
- Click to the next slide for your task...



# Today's task...

(The HFW flash cards are found on the phonics home learning page)



- Display a word card from the set.
- Sound the word out like a robot - E.g. ch-i-l-d-r-e-n = children
- Say a sentence using the word — E.g The children played in the park.
- Repeat with each word card (there are 20 in total, so you may want to do 10 today and 10 another time)
- Start again with the first word card and repeat the process more quickly without giving a sentence.
- Work through all cards.
- Go through cards a final time with your child saying the word without sounding them out.

Answer yes or no to the following questions:

You need to read them, then thumbs up or down!

- When you drink milk, will you hear it crunch?
- Will an igloo melt in spring?
- Will a pink shrimp punch a green crab?
- Can string think?
- Do you think mud will scrunch?
- Do cars sleep?
- Will a plump toad burst?
- Do skunks stink?
- Do fish blink?



# Wednesday

Week 5

Lets warm up...

How many words can you write that  
rhyme with **jump**?



Today, we are learning to spell words with adjacent consonants.

Here are the adjacent consonants that will appear in the words:



# Now you are going to play phoneme fingers!

- Please print off or draw a phoneme frame:

(a printable version is saved on the phonics home learning tab)

- This is how to play:

Have four, five and six phoneme frames available. Say a word e.g. **think** and model counting out phonemes on your fingers.

Ask your child how to write each of the phonemes (sounds)

Count them off against your fingers to check that you haven't forgotten any.

Write the word in the phoneme frame.

Now, adult reads word.

Children show the number of phonemes by holding up that number of fingers then try writing the word.

Example:



th	i	n	k
----	---	---	---

The words for this task are on the following page...

drink

crisps

string

slept

spring

skunk

green

clown

scarf

chimp



Now ask your grown up to read you the following sentences –  
can you write them down?

- A shrimp slept in a shell.
- A crab crept into a crack.
- An octopus puts on lots of pink socks with brown spots.



# Thursday

Week 5

Lets warm up...

**Read the sentence and then draw the picture**



The green beast has some pink milk and some pondweed in her lunchbox.

# Now log in to the phonics play website:

<https://www.phonicsplay.co.uk/>

Use the following log in details:

Username: jan21

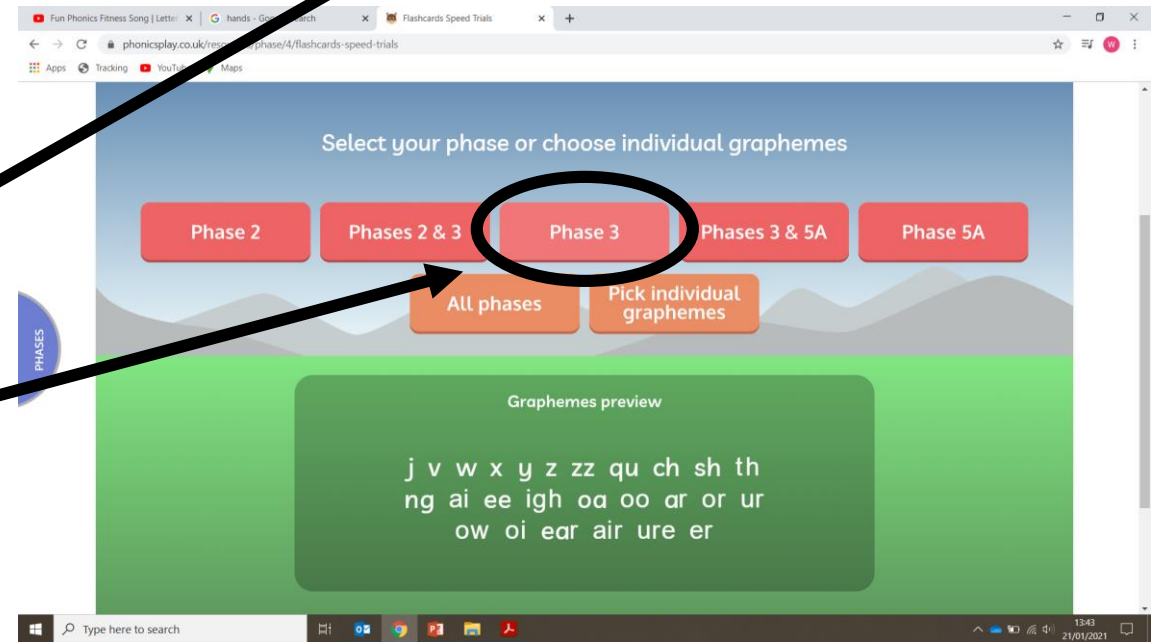
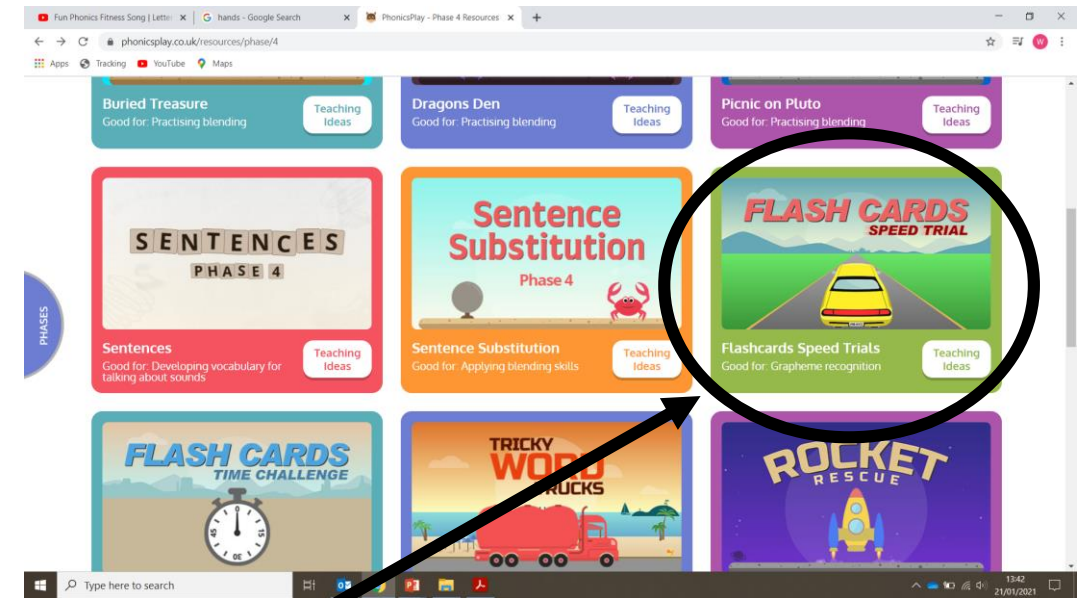
Password: home

Click on resources along the top of the page.

Then click phase 4.

Scroll down to the game Flashcards speed trial.

Click on phase 3.



Now, listen carefully to your grown up!

Grown ups — please do the following:

Write the word 'my'

Check that your child can read it.

Say a sentence using the word. E.g. I love my mummy!

Soundtalk the word, raising a finger for each phoneme.

Ask your child to do the same.

Discuss the letters required for each phoneme, using letter names.

Ask your child to trace the shapes of the letters with their fingers.

Rub the word out or hide it then ask your child to write the word on their own.

Repeat with 2 more words: 'all' and 'her'



Now read the following sentences:

- My damp tent smells as bad as a mad skunk.
- Do all brown toads grunt and groan?
- My chimp had a sandwich for her lunch.



# Friday

Week 5

Lets warm up...

Can you spot the adjacent consonants  
**sk**, **st**, and **mp** words in this story?

Mark had to make a mask. He went to the shed and put the lamp on. On the bench there was some card.

"I had better start my mask," said Mark.

He put some tusks and a trunk on his mask. It was a big task. He got his flask and had a drink. Then he painted the mask and stuck on some ears.

"It is the best mask," he said. Next, I will make a chimp.



# Fun Friday!

- Today you have these fun tasks to choose from:

(Saved on the phonics home learning tab)

1 – An adjacent consonant dinosaur game

2 – A tricky word activity book

You will need:

- Some scissors
- A pencil
- A printer to print the sheets – or you can create your own!



What a fantastic week of phonics!



You have earned 2 dojos! Yippee!!