

# Phase 4 Phonics

Week 4

# Monday

Week 4

Warm up your phonics brain...


- <https://www.youtube.com/watch?v=b0tSgsoML90>



We are looking at tricky words today.

Tricky words are words that we have to learn by sight, phonics can't always help us 😞

- The best way to learn tricky words is through having fun...
- Click to the next slide to see which game you will be playing today!



# Now log in to the phonics play website:

<https://www.phonicsplay.co.uk/>

Use the following log in details:

Username: jan21

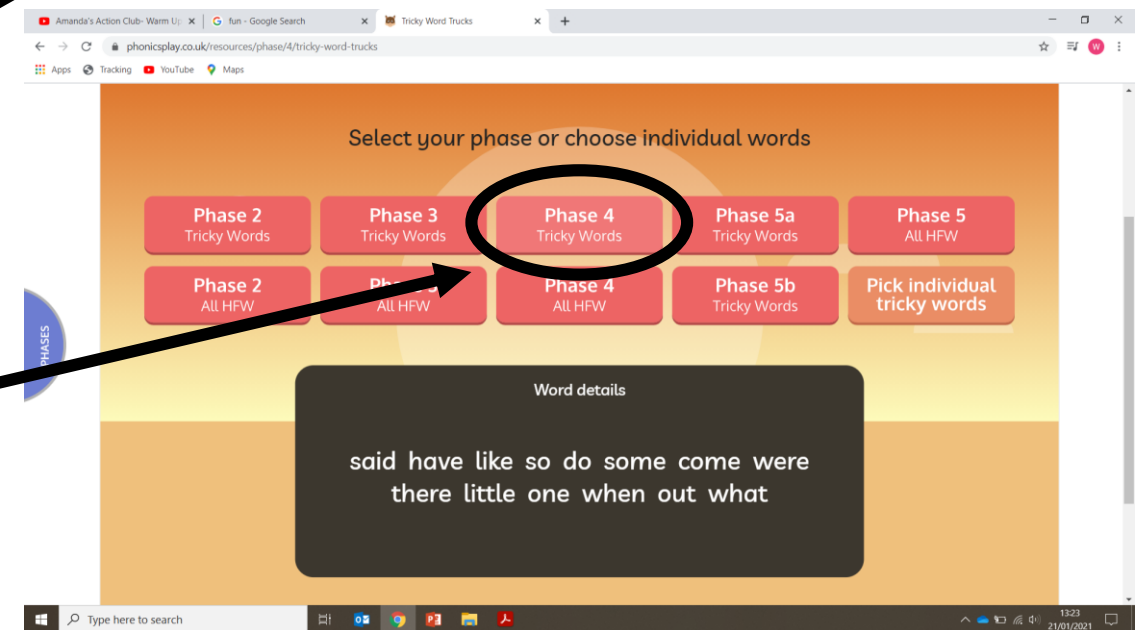
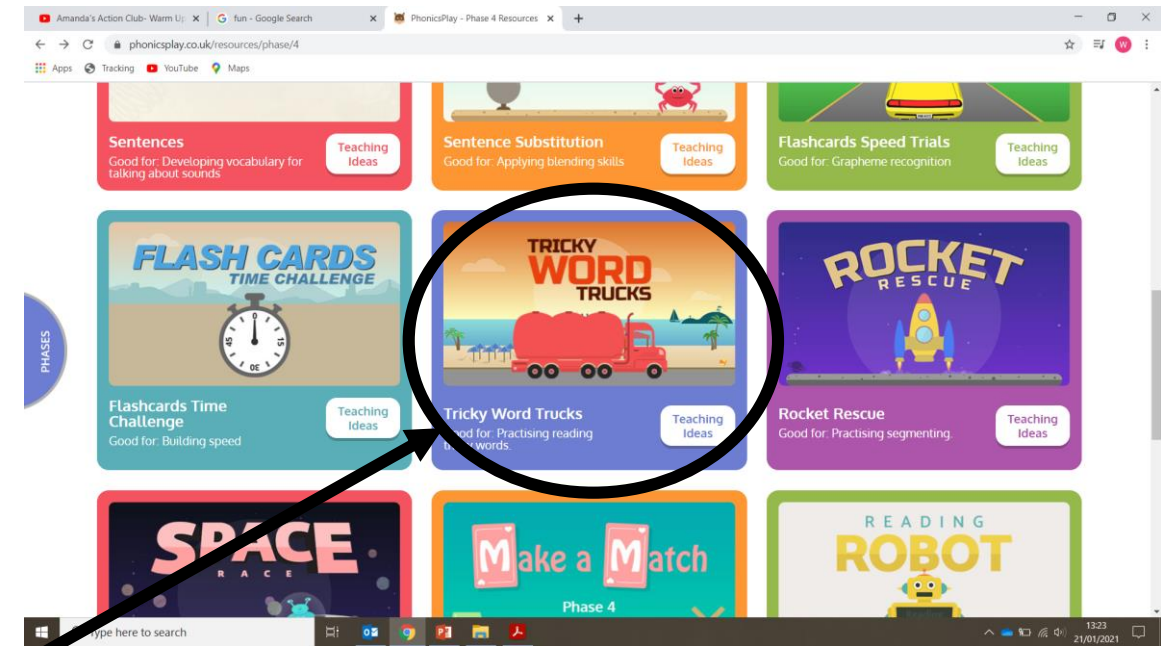
Password: home

Click on resources along the top of the page.

Then click phase 4.

Scroll down to the game tricky word trucks.

Click on Phase 4 — tricky words.



Now read the following sentences:

- Were there some chimps at the zoo?
- Yuck! There was a paint brush in the coffee cup.
- One little brown toad got stuck down a drain.

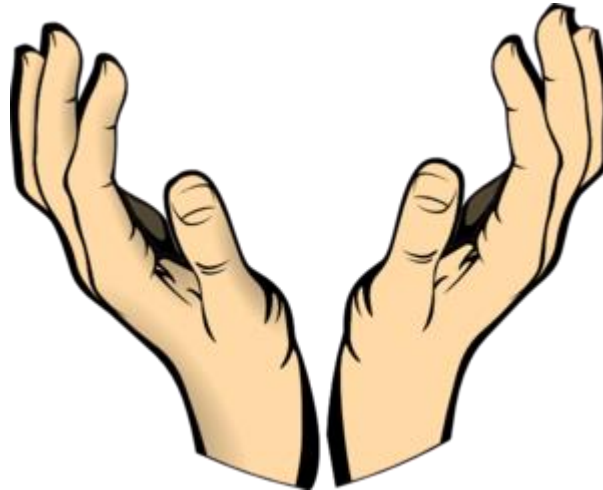


# Tuesday

Week 4

Lets warm up...


[https://www.youtube.com/watch?v=r2tBH\\_XyeJc](https://www.youtube.com/watch?v=r2tBH_XyeJc)





Today we are looking at two syllable words.

- What is a syllable? Watch the video to find out more:
- <https://www.youtube.com/watch?v=9S7DY2IgJIU>



So, a two syllable word is a word that has 2 'parts'

Can you read the following words? How many syllables do they have? You could clap for each 'part'

- Lunchbox
- Windmill
- Treetop
- Starlight

That's right! They all have 2 syllables.

# Lets play count down!



- Here is how to play:

Display the list of words, one underneath the other.

Explain to the children that the object of this activity is to read as many words as possible before the sand timer or stop clock signals 'Stop'.

Start the timer.

- You can decide how long you would like to give your child – start with 1 minute and see if they can reduce the time.
- The list of words is on the next page...ready....steady...go!!

lunchbox

helpdesk

windmill

treetop

starlight

desktop

sandwich

sandpit

Now read the following sentences:



- You put a shampoo sandwich in my lunchbox.
- Ring the helpdesk and tell them my cat is stuck.
- I stuck a little windmill in this sandpit.

# Wednesday

Week 4

Lets warm up...

<https://www.youtube.com/watch?v=ezdSqXROWOA>



# Now log in to the phonics play website:

<https://www.phonicsplay.co.uk/>

Use the following log in details:

Username: jan21

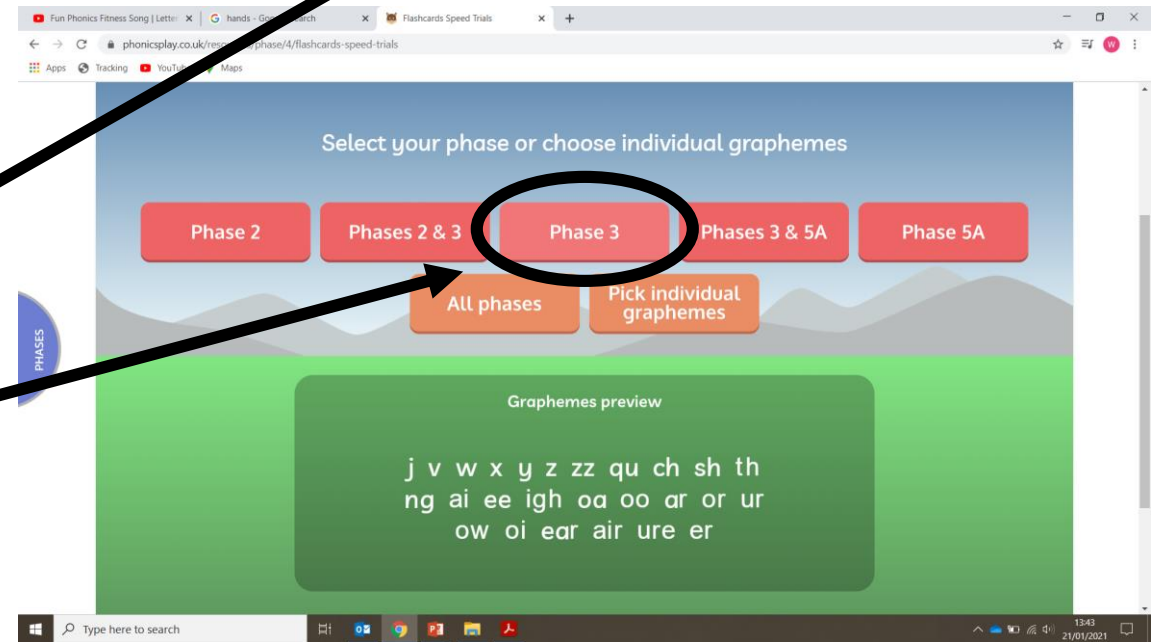
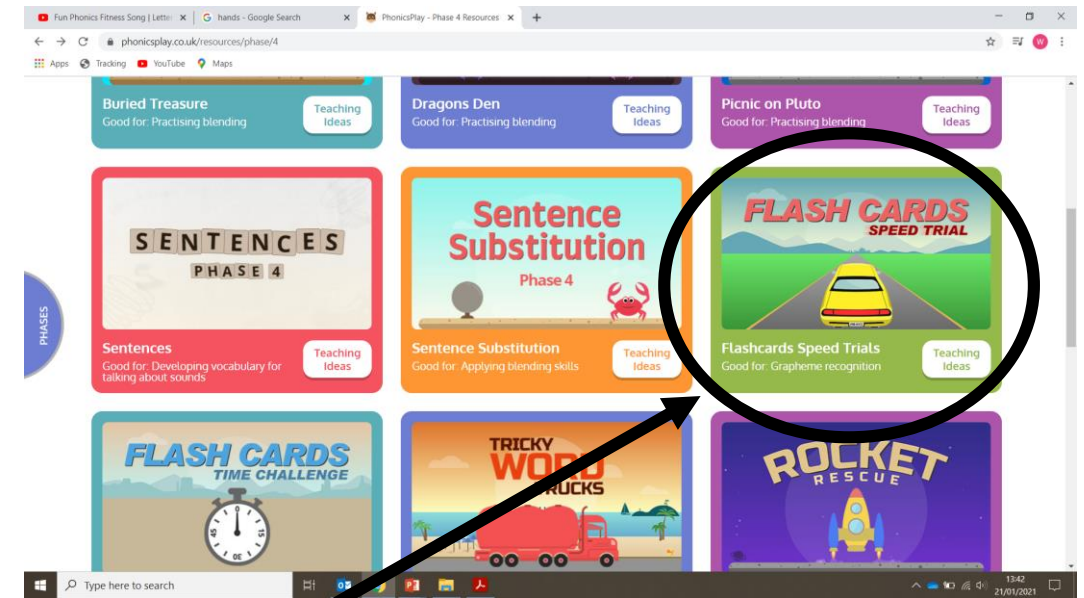
Password: home

Click on resources along the top of the page.

Then click phase 4.

Scroll down to the game Flashcards speed trial.

Click on phase 3.





Now, listen carefully to your grown up!

Grown ups — please do the following:



- Say a word e.g. **desktop**
- Clap each syllable and ask your child to do the same.
- Clap the first word again and tell your child that the first clap is on **desk** and the second is on **top**.
- Ask your child for the sounds in **desk** and write it down. Repeat with the second syllable **top**.
- Read the complete word.
- Now repeat this with the words on the following slide — encourage your child to write the words independently after following the above instructions with each word.

These are the words:

- lunchbox
- helpdesk
- windmill
- treetop
- starlight
- desktop
- sandwich
- sandpit



gg61752392 www.gograph.com

Now ask your parents to read you the following sentences — can you write them down?

- Can lightning hit a windmill?
- The chimpanzee did a handstand.
- This frog is chomping on pondweed.



# Thursday

Week 4

Lets warm up...

<https://www.youtube.com/watch?v=K5ibRYDBFTw>



Look at the word **they**

Can you read it?

Say a sentence using the word **they**.

Now soundtalk the word, raising a finger for each phoneme.

The sounds required for each phoneme is 'th' 'ey'

But it sounds like we need 'ay' at the end of this word. However this word is special and we have to train our brains to remember to spell it with the 'ey'

Now create a song or a rap to remind us how to spell **they**.



# Now log in to the phonics play website:

<https://www.phonicsplay.co.uk/>

Use the following log in details:

Username: jan21

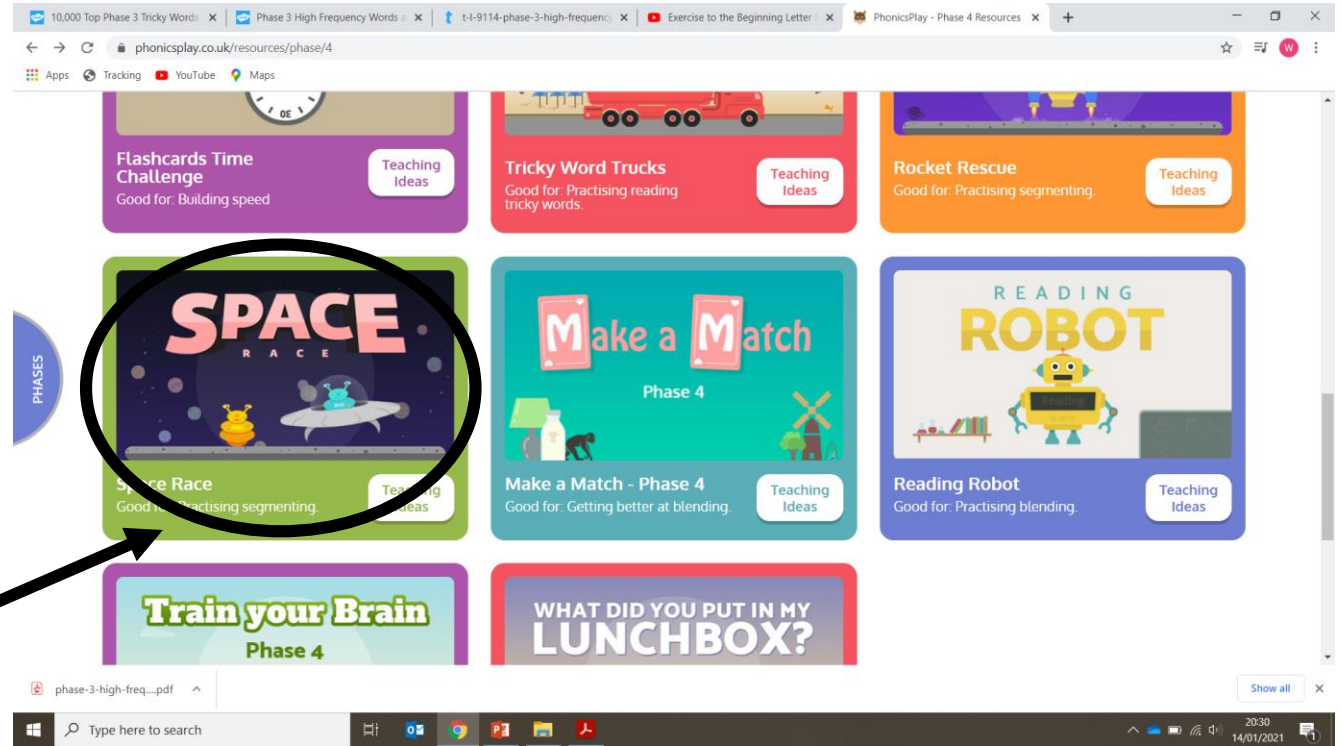
Password: home

Click on resources along the top of the page.

Then click phase 4.

Scroll down to the game Space race.

Click on phase 4.



Now your parents are going to read you the following sentences and you are going to write them down. Listen carefully to what your parents say!

- They all had a sandwich and some crisps for a snack.
- The windmills are all near the farm.
- They are all jumping for joy.





# Friday

Week 4

Lets warm up...

[https://www.youtube.com/watch?v=VFo0b\\_IIRac](https://www.youtube.com/watch?v=VFo0b_IIRac)



# Fun Friday!

- Today you have 3 fun tasks to choose from.  
(Saved on the phonics home learning tab)
- 1 — A matching sentences and picture game
- 2 — A find the tricky words game
- 3 — A syllable animal clapping game

You will need:

- Some scissors
- A pencil
- A printer to print the sheets — or you can create your own!



What a fantastic week of phonics!



You have earned 2 dojos! Yippee!!