

Phase 4 Phonics

Week 3

Monday

Week 3

Warm up your phonics brain...

- <https://www.youtube.com/watch?v=uQx-MJVUIzc>



This week we are learning CCVC words.



Lets play count down!

- Here is how to play:

Display the list of words, one underneath the other.

Explain to the children that the object of this activity is to read as many words as possible before the sand timer or stop clock signals 'Stop'.

Start the timer.

- You can decide how long you would like to give your child – start with 1 minute and see if they can reduce the time.
- The list of words is on the next page...ready....steady...go!!

spot

step

stop

skip

trip

plan

from

frog

twin

swim

Now log in to the phonics play website:

<https://www.phonicsplay.co.uk/>

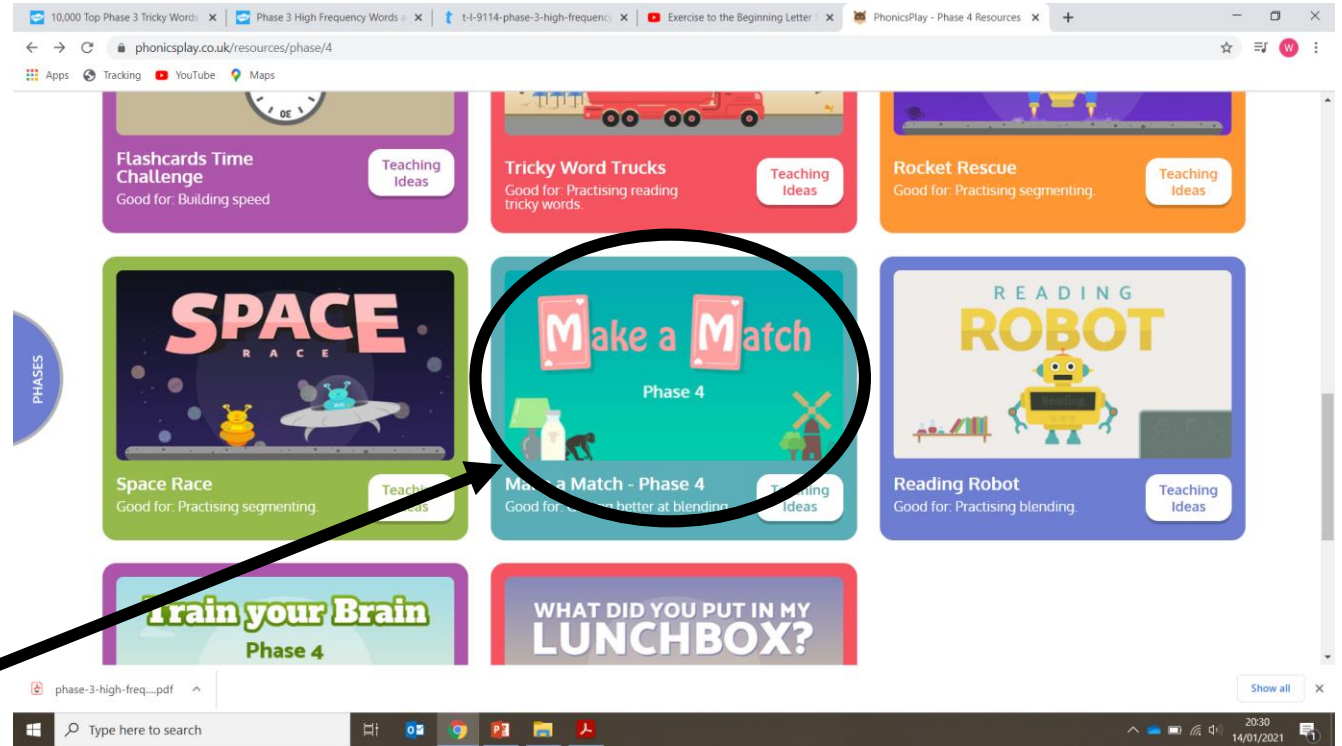
Use the following log in details:

Username: jan21

Password: home

Click on resources along the top of the page.
Then click phase 4.

Scroll down to the game Make a Match.
Click on phase 4.



Now read the following sentences:

- Can I plan a trip to the moon?
- Help! Can you grab that green frog for me?
- Will a clown put on a green wig or stick with his brown hair?



Tuesday

Week 3

Lets warm up...

You will find a set of phase 3 high frequency and tricky words saved on the phonics home learning tab.

How many can you read in 30 seconds?



Now log in to the phonics play website:

<https://www.phonicsplay.co.uk/>

Use the following log in details:

Username: jan21

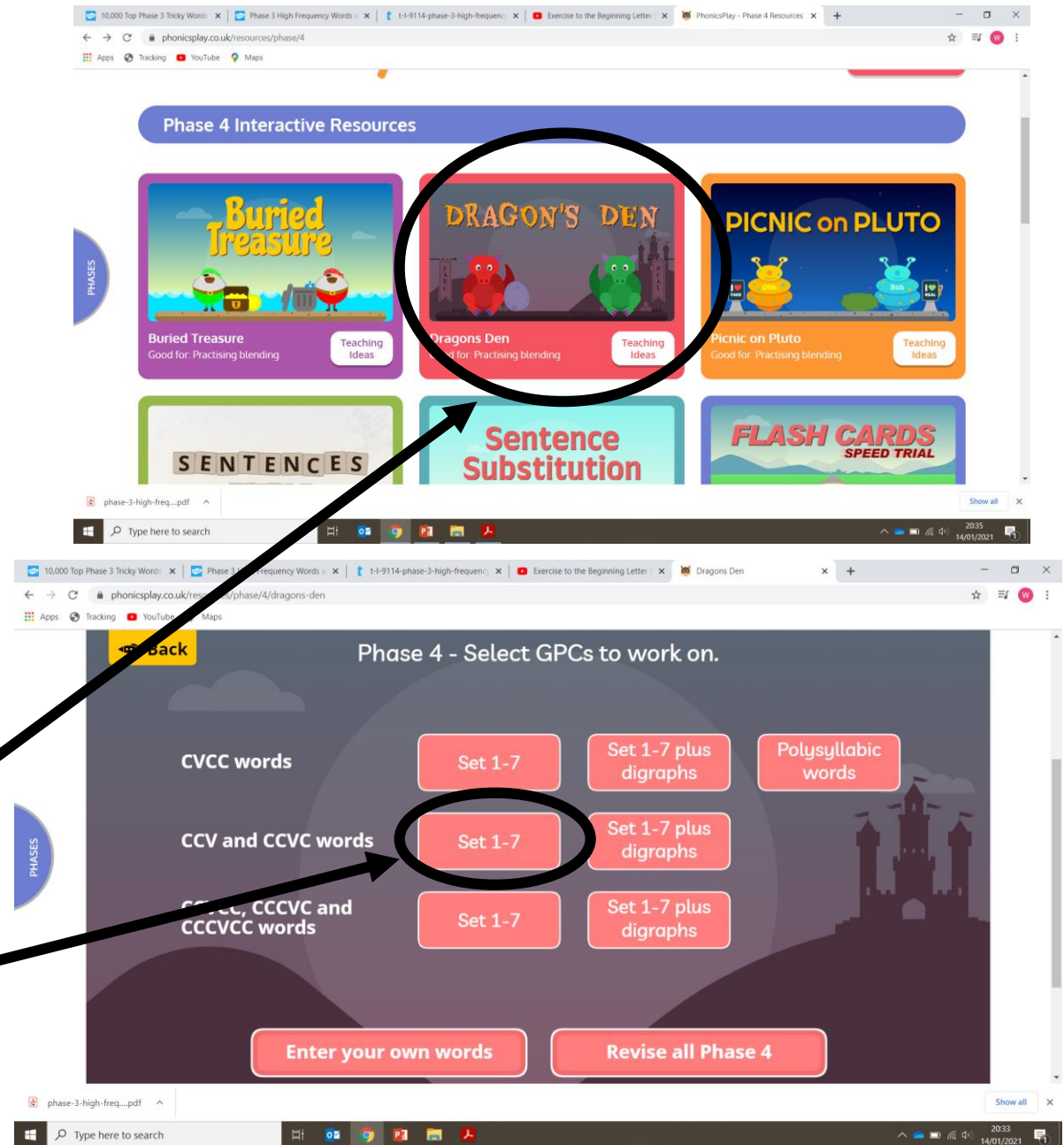
Password: home

Click on resources along the top of the page.


Then click phase 4.

Scroll down to the game Dragons Den.

Click on set 1-7 CCV and CCVC words.



Now read the following sentences:



- It smells like we might have some roast chicken tonight.
- Can we train a dragon to come and cook food for us?
- Will you come and have some roast bugs on toast for dinner?

Lets finish by looking at the phase 4 tricky words.

Can you test yourself? Choose 3 of the words - look, cover, write, check!

said

have

like

so

do

some

come

little

one

were

out

what

when

there

Wednesday

Week 3

Lets warm up...

Can you beat your score from yesterday?

How many flashcards can you read in 30 seconds?

(The flashcards are saved on the phonics home learning tab)



Now you are going to play quick write.

- Please print off or draw a phoneme frame:

(a printable version is saved on the phonics home learning tab)

--	--	--	--

This is how to play:

Or however many letters there are in the word!

1. Say a word and, holding up three fingers, sound-talk it, pointing to a finger at a time for each phoneme.
2. Ask the children to do the same and watch to check that they are correct.
3. Holding up the three fingers on one hand, write the letters of the word in the phoneme frame,
4. Ask the children to write the word in their phoneme frames.

Example:

t	e	n	t
---	---	---	---

The words for the game are on the following page...

Parents — don't show the children these words!

spot

trip

skip

step

from

plan

Now log in to the phonics play website:

<https://www.phonicsplay.co.uk/>

Use the following log in details:

Username: jan21

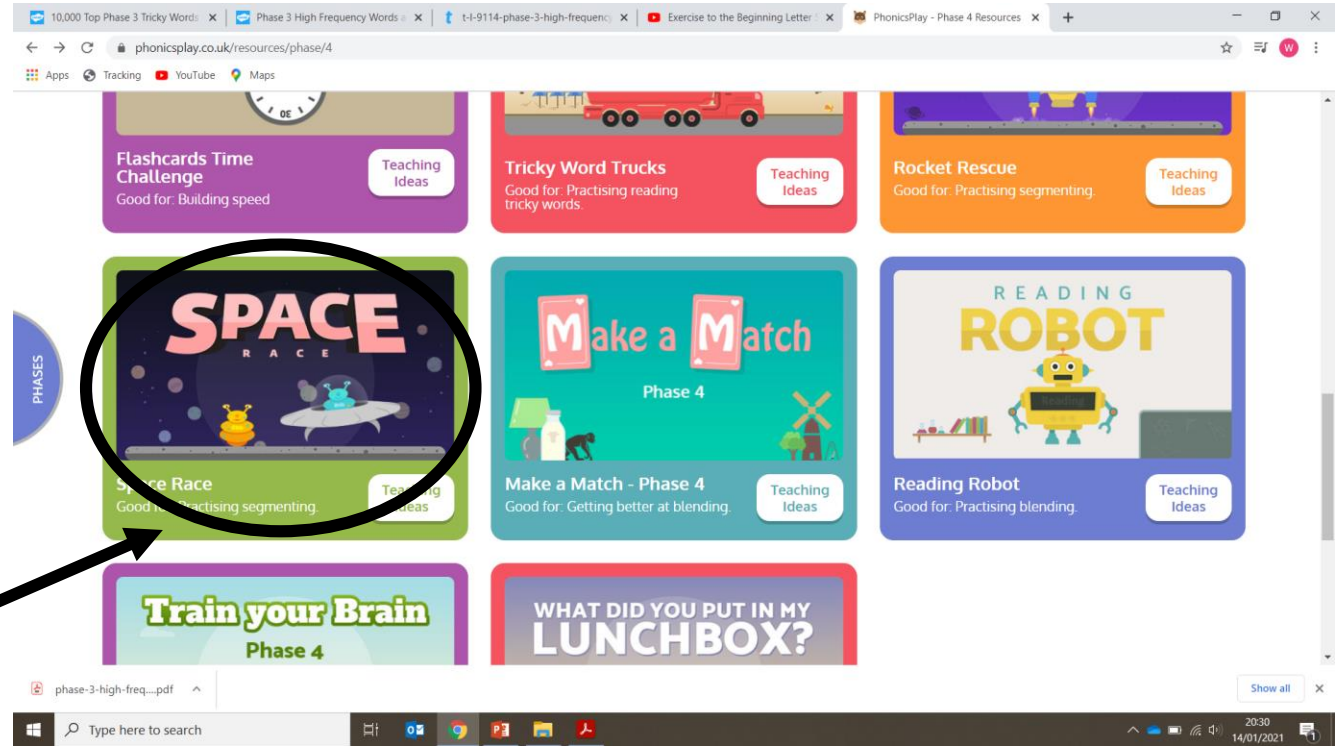
Password: home

Click on resources along the top of the page.

Then click phase 4.

Scroll down to the game Space race.

Click on phase 4.



Now ask your parents to read you the following sentences – can you write them down?

- This frog is strong.
- His green skin has bumps.
- He likes to swim in his pond.



Thursday

Week 3

Lets warm up...

Can you beat your score from yesterday?

How many flashcards can you read in 30 seconds?

(The flashcards are saved on the phonics home learning tab)



Look at the word **was**

Can you read it?

Say a sentence using the word **was**.

Now soundtalk the word, raising a finger for each phoneme.

The letters required for each phoneme is 'w' 'a' 's'

But it sounds like we need 'o' in the middle of this word. However this word is special and we have to train our brains to remember to spell it with the letter 'a'

Now create a poster to remind us how to spell **was**.



Now your parents are going to read you the following sentences and you are going to write them down. Listen carefully to what your parents say!

- Sniff the sweet jar. Yum!
- Scoop the sweets into a bag.
- Chomp the sweets and crunch them up.



Friday

Week 3

Lets warm up...

Can you beat your score from yesterday?

How many flashcards can you read in 30 seconds?

(The flashcards are saved on the phonics home learning tab)



Fun Friday!

- Today you have 2 fun tasks to complete.
(Saved on the phonics home learning tab)

1 – A CVCC matching game

2 – A CVCC missing phoneme frame game

You will need:

- Some scissors
- A pencil
- A printer to print the sheets – or you can create your own!



What a fantastic week of phonics!



You have earned 2 dojos! Yippee!!