

Phase 4 Phonics

Week 2

Monday

Week 2

Lets warm up...

You will find a set of phase 3 flashcards saved on the phonics home learning tab.

How many flashcards can you read in 1 minute?



Now log in to the phonics play website:

<https://www.phonicsplay.co.uk/>

Use the following log in details:

Username: jan21

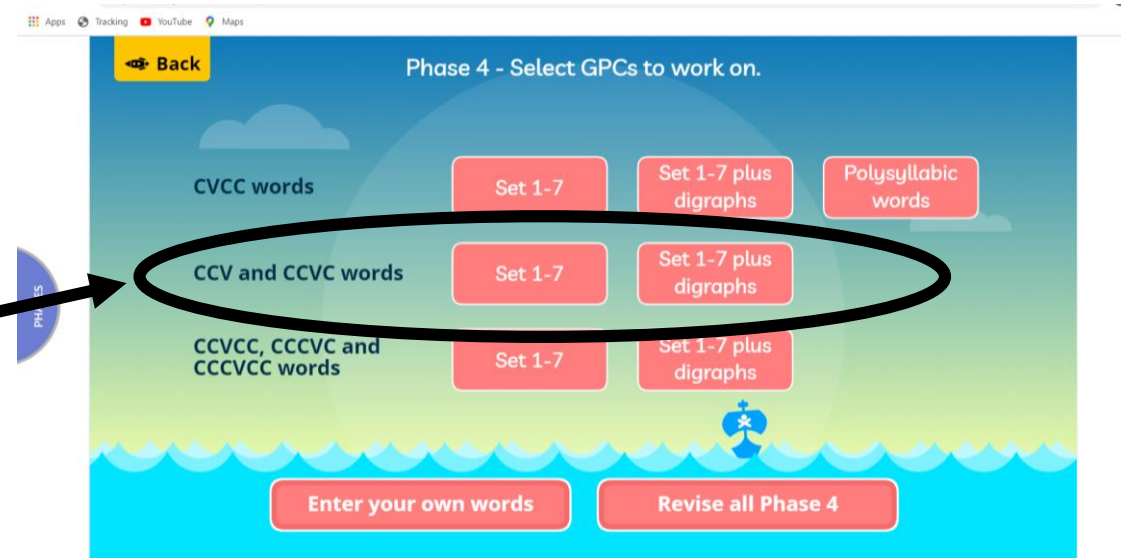
Password: home

Click on resources along the top of the page.

Click on the game buried treasure

Click on phase 4

Click on either of these ones:



Now read the following sentences:

- Help! I got a bump on the leg.
- A tent will get damp in the rain.
- Milk is good for teeth and gums.



Tuesday

Week 2

Lets warm up...

Can you beat your score from yesterday?

How many flashcards can you read in 1 minute?

(The flashcards are saved on the phonics home learning tab)



Today, we are looking at tricky words.

These are the phase 4 tricky words. Do you know any of these already?

said

have

like

so

do

some

come

little

one

were

out

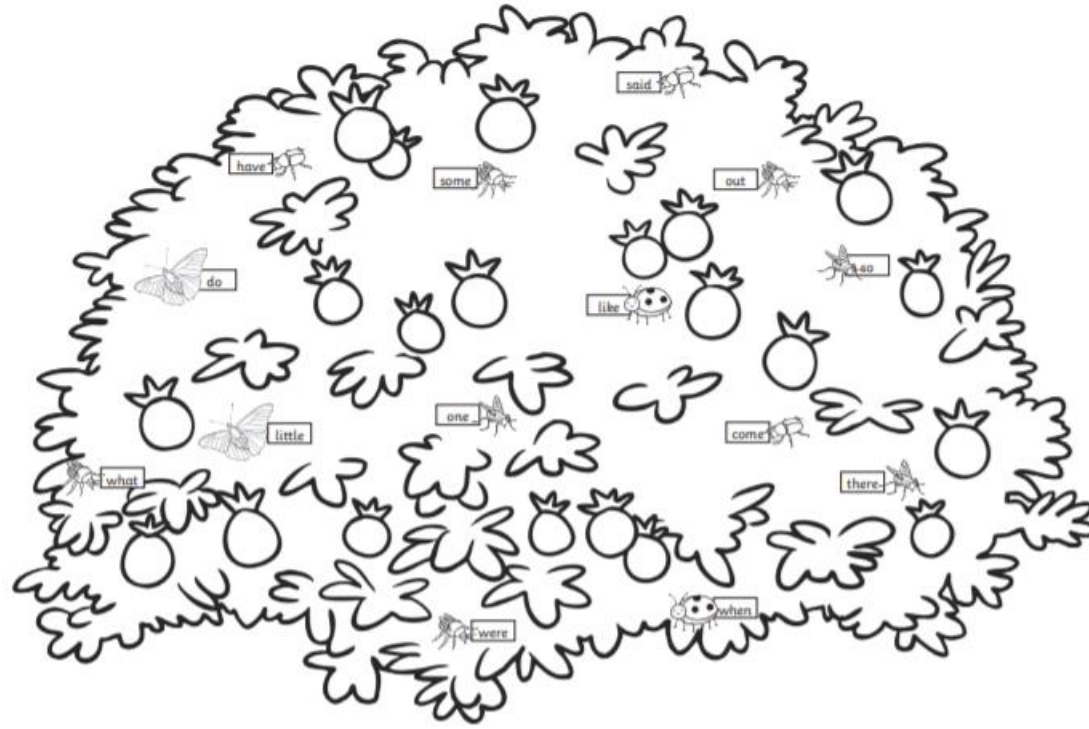
what

when

there

Mini task!

Use a magnifying glass to find the minibeasts hidden around the picture. What tricky words are on the minibeasts?



Now log in to the phonics play website:

<https://www.phonicsplay.co.uk/>

Use the following log in details:

Username: jan21

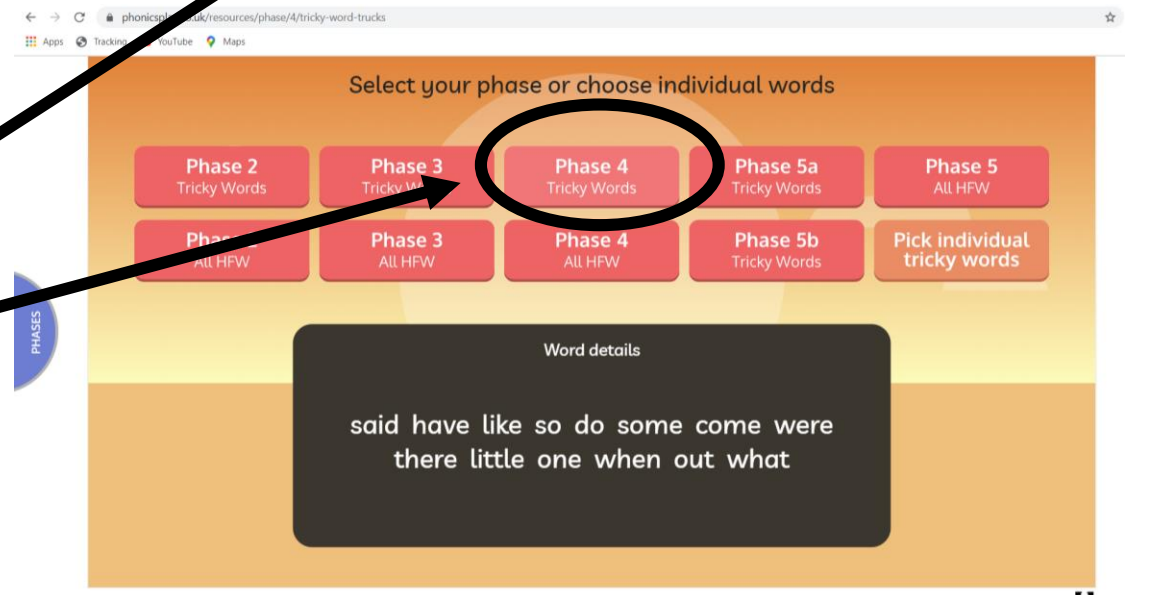
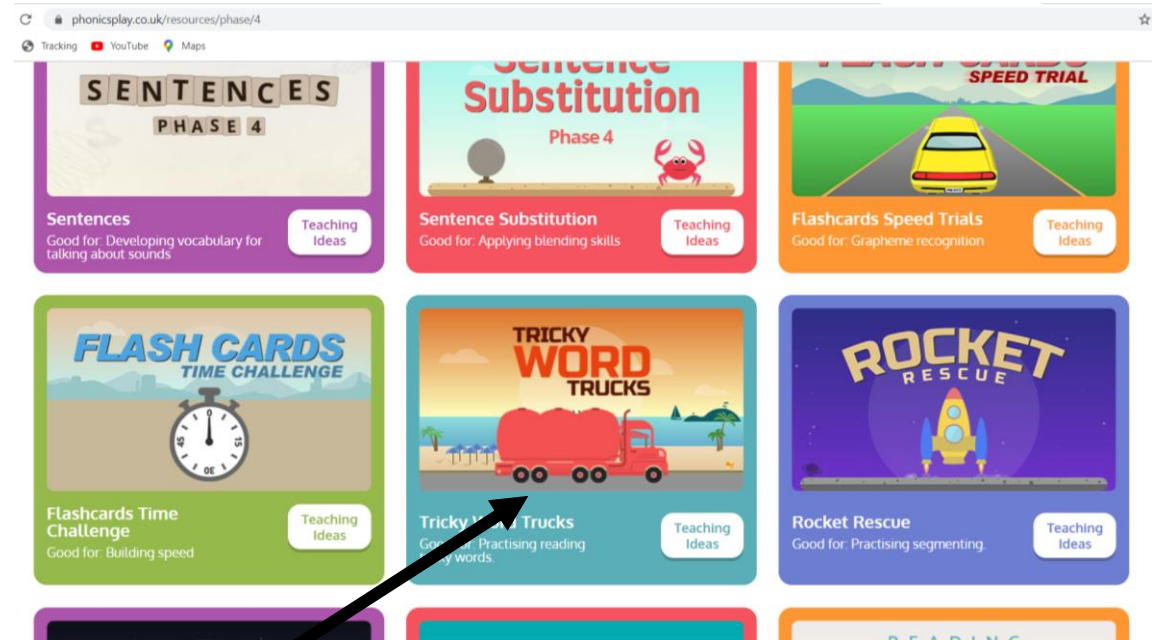
Password: home

Click on resources along the top of the page.

Then click phase 4.

Scroll down to the game Tricky word trucks.

Click on phase 4 tricky words.



Now read the following sentences:

- Mum said, "It is best not to jump on the bed."
- A lost chimp felt so sad he wept.
- This belt is so tight, it hurts my waist.



Wednesday

Week 2

Lets warm up...

Can you beat your score from yesterday?

How many flashcards can you read in 1 minute?

(The flashcards are saved on the phonics home learning tab)



Now you are going to play quick write.

- Please print off or draw a phoneme frame:

(a printable version is saved on the phonics home learning tab)

--	--	--	--

This is how to play:

Or however many letters there are in the word!

1. Say a word and, holding up three fingers, sound-talk it, pointing to a finger at a time for each phoneme.
2. Ask the children to do the same and watch to check that they are correct.
3. Holding up the three fingers on one hand, write the letters of the word in the phoneme frame,
4. Ask the children to write the word in their phoneme frames.

Example:

t	e	n	t
---	---	---	---

The words for the game are on the following page...

Parents — don't show the children these words!

bump

jump

went

damp

bend

mend

Now read the following sentences:

- I can boast that I had toast for my lunch.
- I think that pink socks might be the best.
- If you feel down in the dumps then jump and sing.



Thursday

Week 2

Lets warm up...

Can you beat your score from yesterday?

How many flashcards can you read in 1 minute?

(The flashcards are saved on the phonics home learning tab)



Now log in to the phonics play website:

<https://www.phonicsplay.co.uk/>

Use the following log in details:

Username: jan21

Password: home

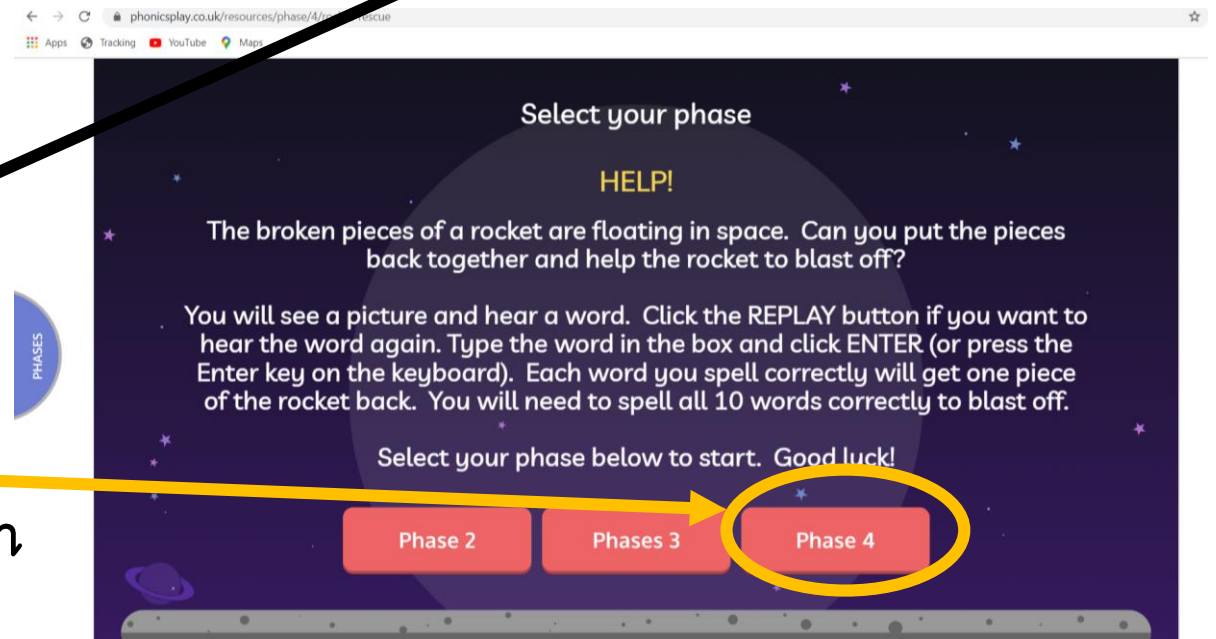
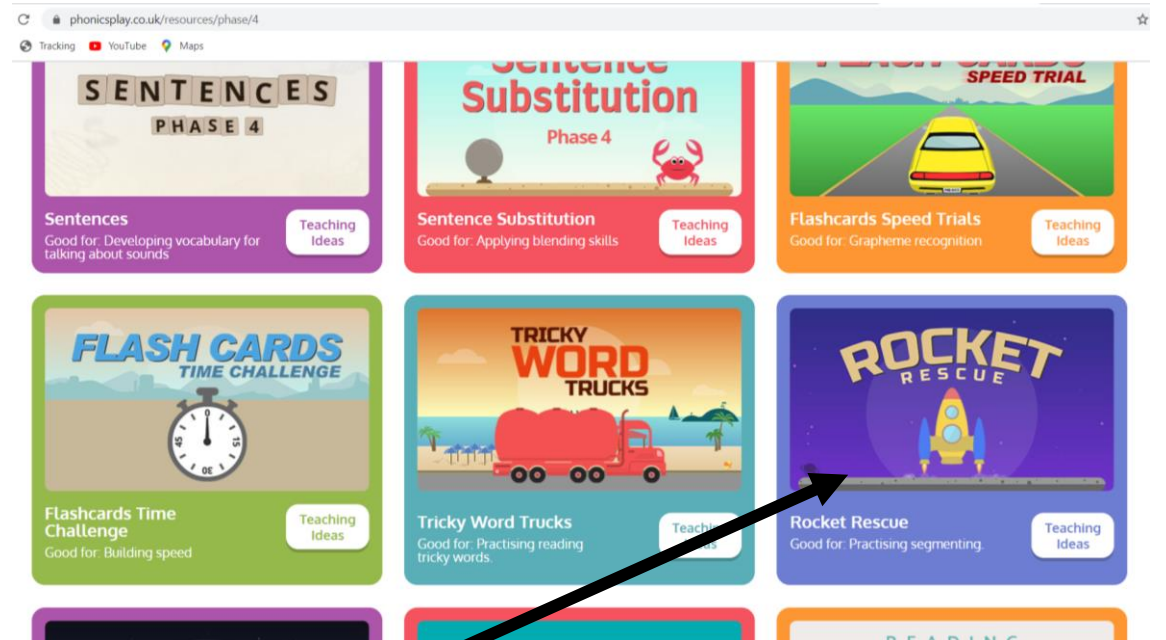
Click on resources along the top of the page.

Then click phase 4.

Scroll down to the game Rocket rescue.

Click on phase 4.

* You will need the sound on as the children will hear the word they need to spell.



Now your parents are going to read you the following sentences and you are going to write them down. Listen carefully to what your parents say!

- The chimp sings a song as he jumps up and down.
- We put the tent next to the pond.
- He put the milk in the sink.



Friday

Week 2

Lets warm up...

Can you beat your score from yesterday?

How many flashcards can you read in 1 minute?

(The flashcards are saved on the phonics home learning tab)



Fun Friday!

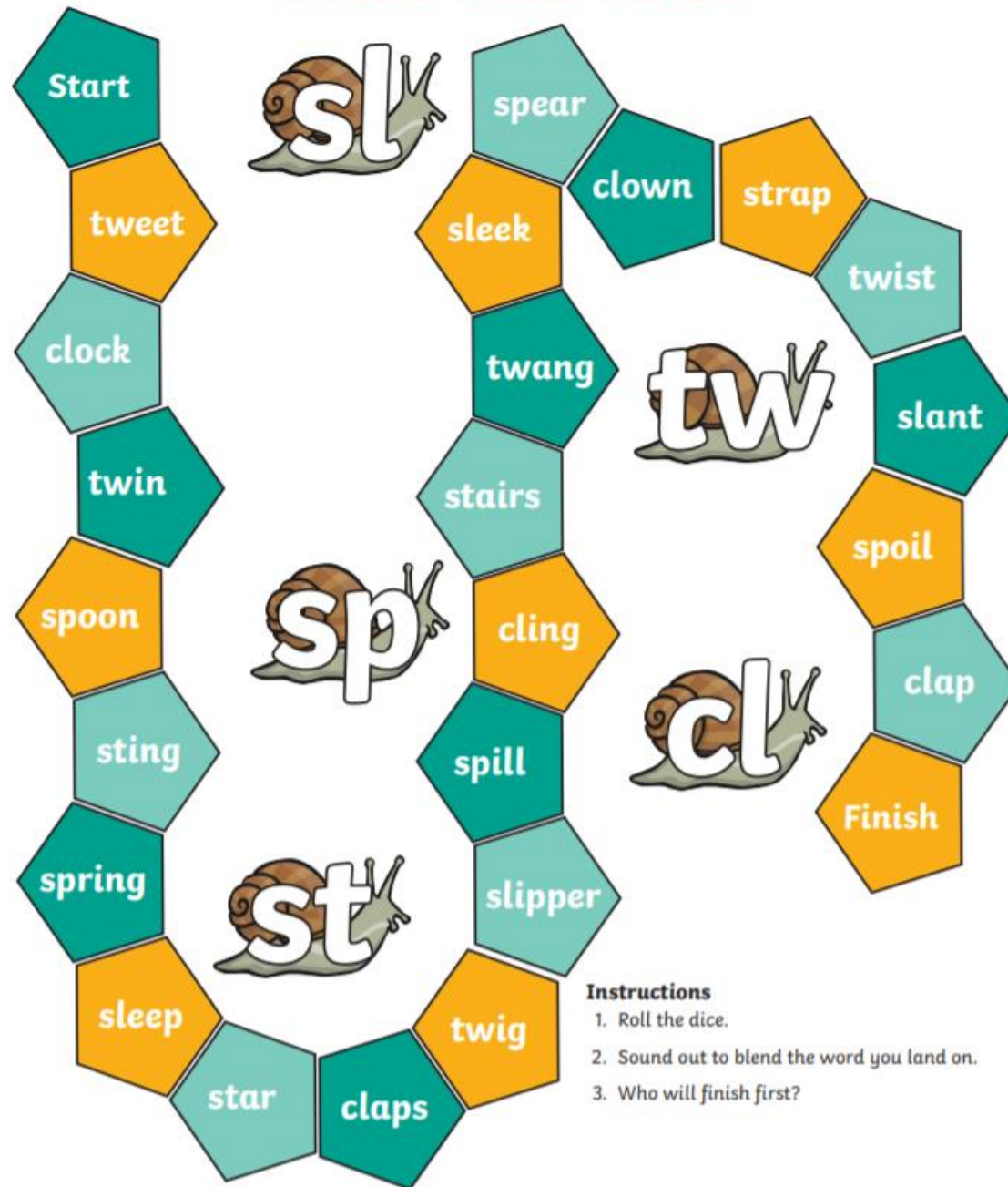
- On the following slides you will find fun phonics games to play.

You will need:

- A dice — if you haven't got one, you could make one!
- A partner
- Some counters — or something similar



Read and Race







Instructions

1. Roll the dice.
2. Sound out to blend the word you land on.
3. Who will finish first?


Phonics Snakes and Ladders Game



s-n-a-ck 20 	b-l-i-n-k 21	c-l-o-ck 22	s-m-e-ll 23 	 FINISH
th-r-ee 19 	b-r-ow-n 18	17	s-m-a-sh 16	s-p-oo-n 15 
m-u-n-ch 10	s-m-oo-th 11	p-r-i-n-t 12 	s-t-i-ng 13 	sh-r-i-m-p 14
d-r-ai-n 9 	c-r-e-ss 8	th-r-oa-t 7 	th-i-n-k 6	g-r-a-ss 5
 START	t-w-i-g 1	th-a-n-k 2	t-r-i-p 3	p-l-a-n-t 4

Phase 4 Blends Blast Off!

Directions: Take turns to roll the die, then move that many spaces on your side of the board. Read the word out loud, and if you pronounce it correctly leave your counter on the word. If your opponent challenges you and you've read the word incorrectly, go back to the space you were on! The first player to reach Jupiter wins!



drop

trip

twig

clam

twin

crib

stem

drag

crop

glad

flag

snap

clap

plan

skip

frog

Start

plot

trap

skin

fled

trim

spot

club

bran

snip

grip

plum

sped

skip

flat

stop

drum

Start

What a fantastic week of phonics!



You have earned 2 dojos! Yippee!!