

Phase 3 Phonics

Week 5

Monday

Week 5

Start the day by practicing all the sounds you have learnt since starting school:

s, a, t, p, i, n, m, d, g, o, c, k, ck, e,
u, r, h, b, f, f, l, ll, ss, j, v, w, x, y,
z, qu, sh, ch, th, ng

Tick the ones you know and then you can see if you can tick them all by the end of the week!

Today you are learning a new sound.

- Click on the link to find out what the sound is today...

<https://www.youtube.com/watch?v=Fbmpwl92MSg>



Can you do the action to the new sound?

<https://www.youtube.com/watch?v=PgvDeo-ZCDE>



Now, create sound buttons for the following words:

wait

hail

pain

aim

sail

main

tail

rain

bait



What is a sound button?

Sound buttons are circles or spots that can be written underneath a sound to support reading. When you touch the sound button you then practice saying the sound aloud. This method fits into the phonics phases and tricky words section of the curriculum.

jazz shock
••• •••

Today's super challenge:

Can you read the following sentences all by yourself?



- I will wait for a taxi.
- The cat has a long tail.
- I sang a song in the rain.

Tuesday

Week 5

Start the day by practicing all the sounds you have learnt since starting school:


s, a, t, p, i, n, m, d, g, o, c, k, ck, e,
u, r, h, b, f, f, l, ll, ss, j, v, w, x, y,
z, qu, sh, ch, th, ng, ai

Tick the ones you know and then you can see if you can tick them all by the end of the week!

Today you are learning a new sound.

- Click on the link to find out what the sound is today...

<https://www.youtube.com/watch?v=9Ci0oE08dXE>

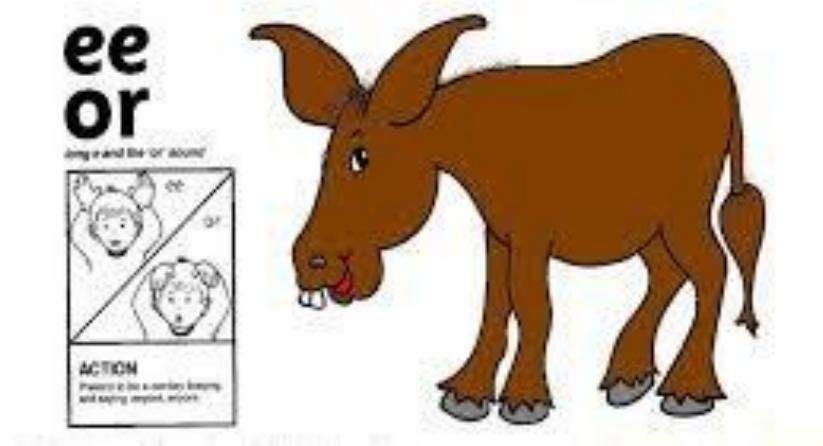


©DESIGNALIKIE



Can you do the action to the new sound?

- https://www.youtube.com/watch?v=0_TiU-5dHpo



Now log in to the phonics play website:

<https://www.phonicsplay.co.uk/>

Use the following log in details:

Username: jan21

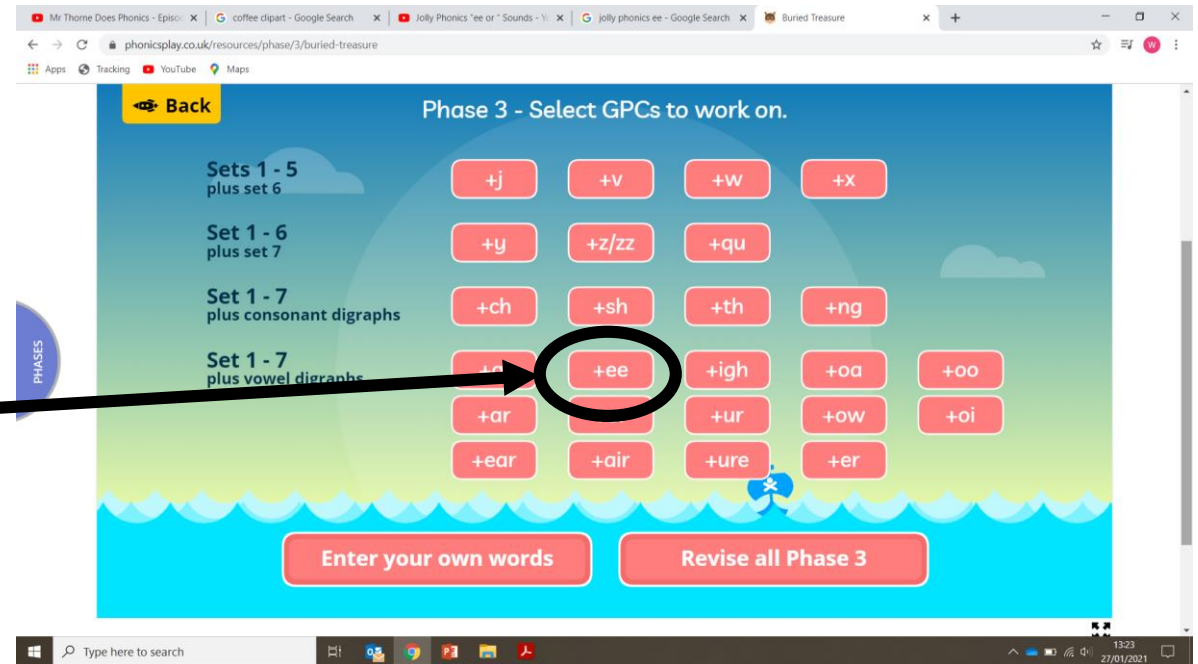
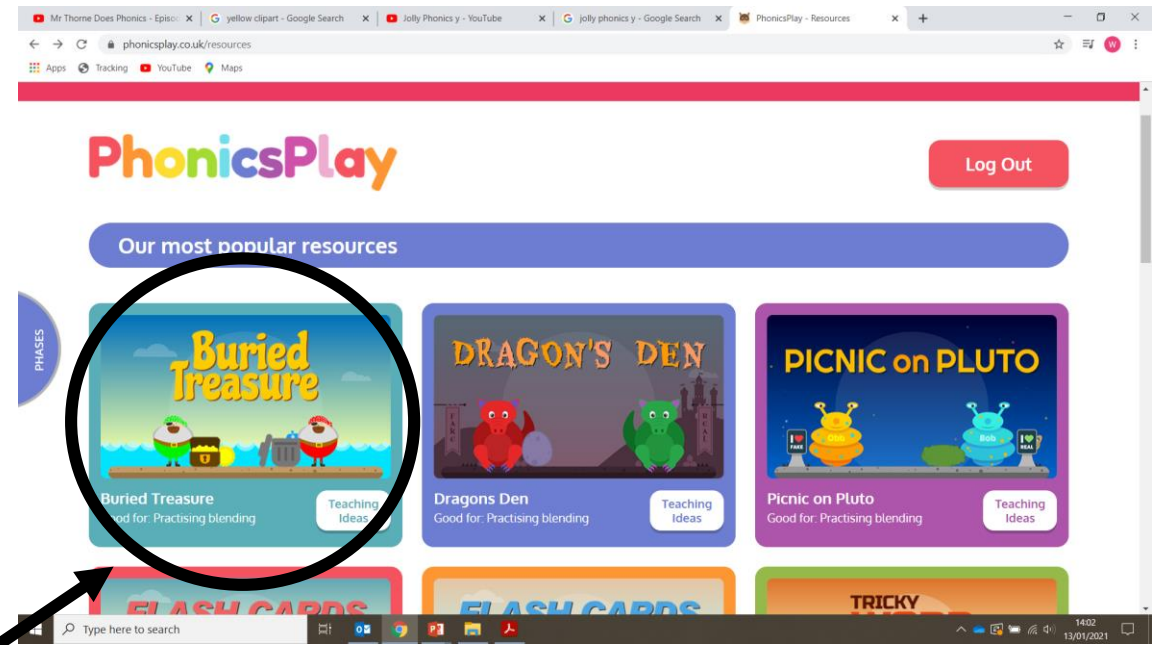
Password: home

Click on resources along the top of the page.

Click on the game **buried treasure**

Click on phase 3

Click on +ee



Today's super challenge:
Can you read the following sentences all by yourself?



- He can see his big feet.
- I feel sad in the rain.
- A cat can meet a rat.

Wednesday

Week 5

Start the day by practicing all the sounds you have learnt since starting school:

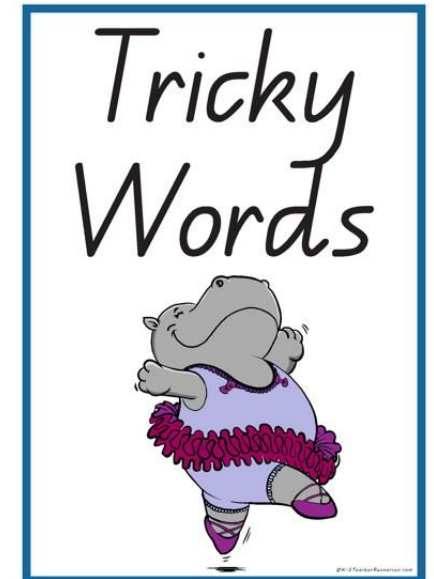
s, a, t, p, i, n, m, d, g, o, c, k, ck, e,
u, r, h, b, f, f, l, ll, ss, j, v, w, x, y,
z, qu, sh, ch, th, ng, ai, ee

Tick the ones you know and then you can see if you can tick them all by the end of the week!

Welcome to Tricky Word Wednesday!

Today you are learning to read some tricky words.

- Tricky words are words that we read without using our phonics knowledge to help us to read them.
- We just have to learn them and remember them!



Now log in to the phonics play website:

<https://www.phonicsplay.co.uk/>

Use the following log in details:

Username: jan21

Password: home

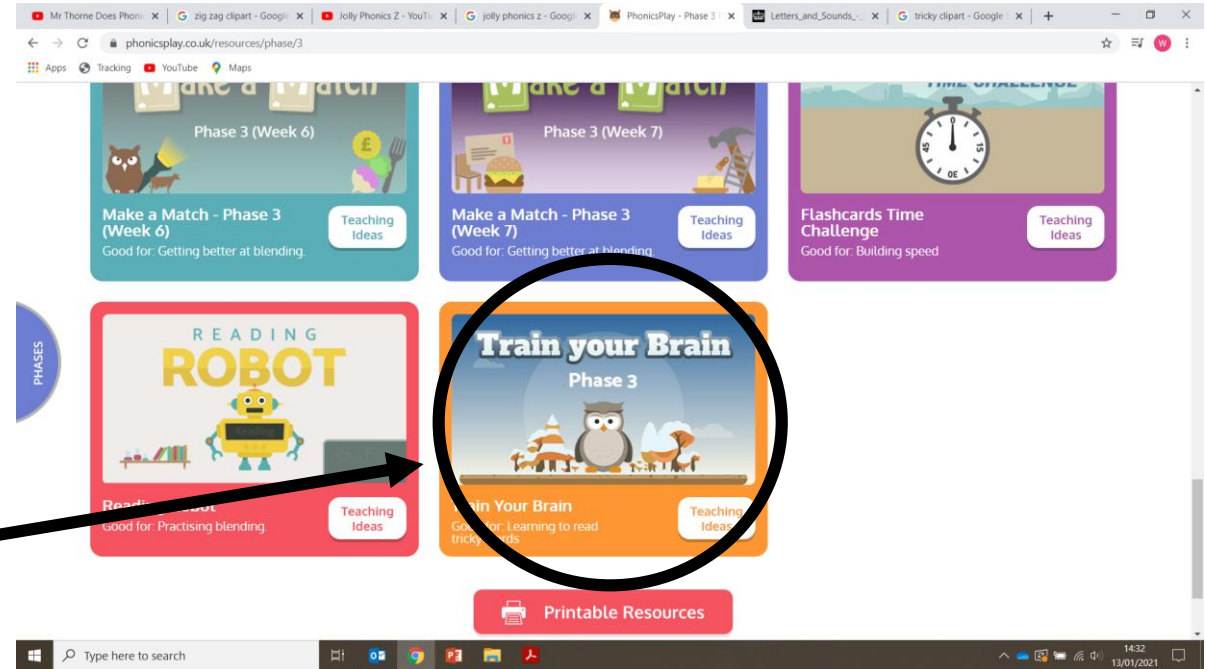
Click on resources along the top of the page

Then click phase 3 underneath the resources tab.

Scroll all the way to the bottom of the page.

Click on train your brain.

Have a go with some of the tricky words.



Today's super challenge:

Can you read the following sentences all by yourself?



- My rat was mad at the vet.
- The rain was a pain.
- I need to feed my cat and my dog.

Thursday

Week 5

Start the day by practicing all the sounds you have learnt since starting school:

s, a, t, p, i, n, m, d, g, o, c, k, ck, e,
u, r, h, b, f, f, l, ll, ss, j, v, w, x, y,
z, qu, sh, ch, th, ng, ai, ee

Tick the ones you know and then you can see if you can tick them all by the end of the week!

Today you are learning a new sound.

- Click on the link to find out what the sound is today...

<https://www.youtube.com/watch?v=Xjlfge3ylWY> (New sound)

<https://www.youtube.com/watch?v=OYCR2RZ4ZYY> (Geraldine giraffe)



Now you are going to play quick write.

- Please print off or draw a phoneme frame:

(a printable version is saved on the phonics home learning tab)

--	--	--	--

This is how to play:

1. Say a word and, holding up three fingers, sound-talk it, pointing to a finger at a time for each phoneme.
2. Ask the children to do the same and watch to check that they are correct.
3. Holding up the three fingers on one hand, write the letters of the word in the phoneme frame,
4. Ask the children to write the word in their phoneme frames.

Remember that each box is for each new sound.

Example:

f	l	igh	t
---	---	-----	---

The words for the game are on the following page...

Parents — don't show the children this slide!

High

Light

Night

Fight

Sigh

Tonight

Might

Tight

Today's super challenge:

Thumbs up or down to answer yes or no to the following questions:



- Is it light at night?
- Can fish weep?
- Can a fox sail?
- Can a rat feel pain?
- Will it rain tonight?
- Will a chick cheep?

Friday

Week 5

Start the day by practicing all the sounds you have learnt since starting school:

s, a, t, p, i, n, m, d, g, o, c, k, ck, e,
u, r, h, b, f, f, l, ll, ss, j, v, w, x, y,
z, qu, sh, ch, th, ng, ai, ee, igh

Tick the ones you know and then you can see if you can tick them all by the end of the week!

Today you are learning a new sound.

- Click on the link to find out what the sound is today...

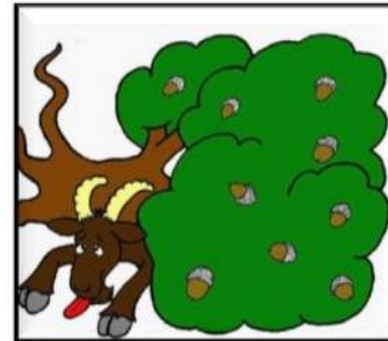
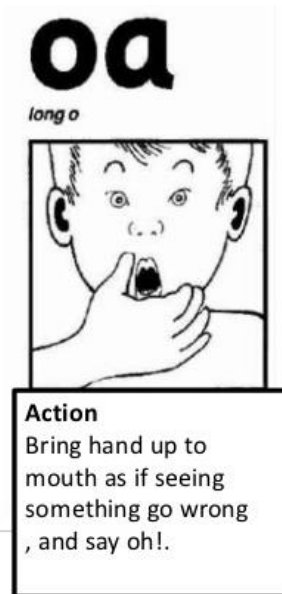
<https://www.youtube.com/watch?v=tbLTgyrC3eg> (new sound)

<https://www.youtube.com/watch?v=KCTyHNOIFE8> (Geraldine giraffe)



Can you do the action to the new sound?

- <https://www.youtube.com/watch?v=X7t60TYrvr8>



OH, did you see the billy goat?
/oa/-/oa/-/oa/,
/oa/-/oa/-/oa/.
Oh, did you see the billy goat,
Under the old oak tree?

Now log in to the phonics play website:

<https://www.phonicsplay.co.uk/>

Use the following log in details:

Username: jan21

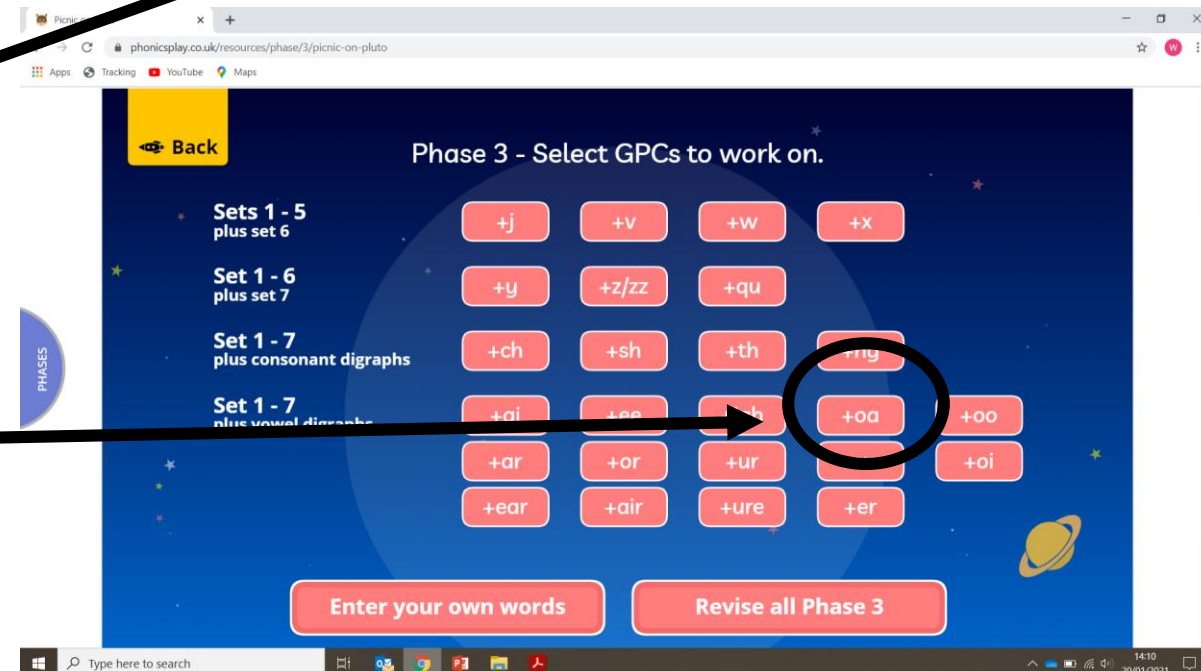
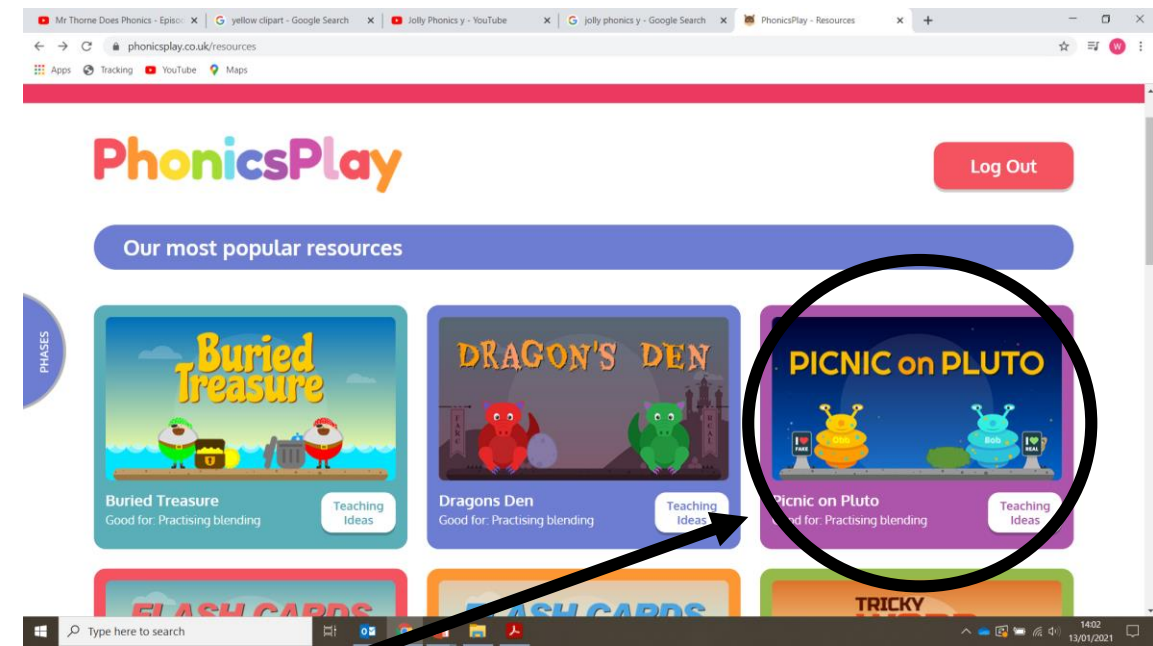
Password: home

Click on resources along the top of the page.

Click on the game picnic on pluto

Click on phase 3

Click on +oa



Now, create sound buttons for the following words:

goat

foal

cat

dog

rat

fox

rat

sheep

vet

What is a sound button?

Sound buttons are circles or spots that can be written underneath a sound to support reading. When you touch the sound button you then practice saying the sound aloud. This method fits into the phonics phases and tricky words section of the curriculum.

jazz shock
••• •••

What a fantastic week of phonics!



You have earned 2 dojos! Yippee!!