

Phase 3 Phonics

Week 3

Monday

Week 3

Lets start by singing the ABC song — can you point to the correct letter when you sing them in the song? There are a few cheeky ones in there to really test you!


s, a, t, p, i, n, m, d, g, o,

c, k, ck, e, u, r, h, b, f, l,

ll, ss, j, v, w, x

Today you are learning a new sound.

- Click on the link to find out what the sound is today...
- <https://www.youtube.com/watch?v=nBajQHNOvj4>



Can you do the action to the new sound?

- <https://www.youtube.com/watch?v=futQOvUnHVs>

Y y



Action

Pretend to eat yoghurt from a spoon, saying y,y,yoghurt with each spoonful.



I like to eat,eat,eat,
yoghurt and bananas.
I like to eat,eat,eat,
yoghurt and bananas.
I like to eat,eat,eat,
yoghurt and bananas.
/y/-/y/-/y/-/y-/y-!

Now log in to the phonics play website:

<https://www.phonicsplay.co.uk/>

Use the following log in details:

Username: jan21

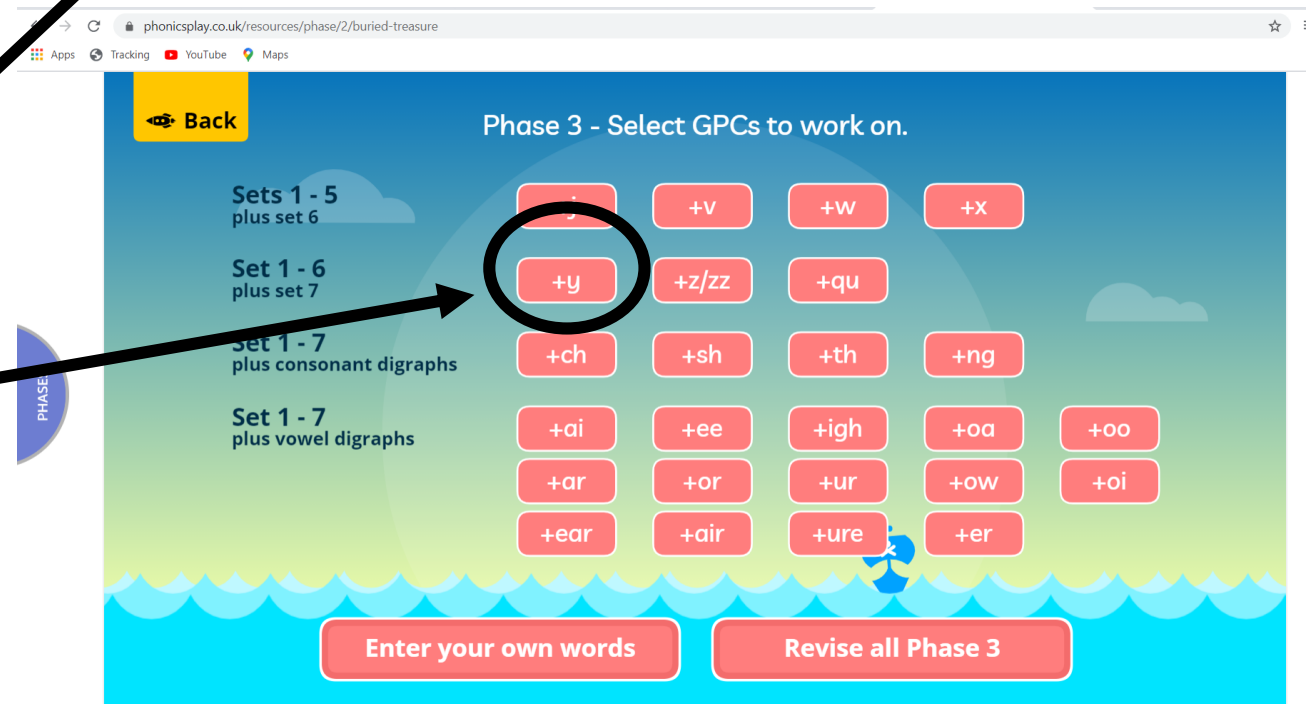
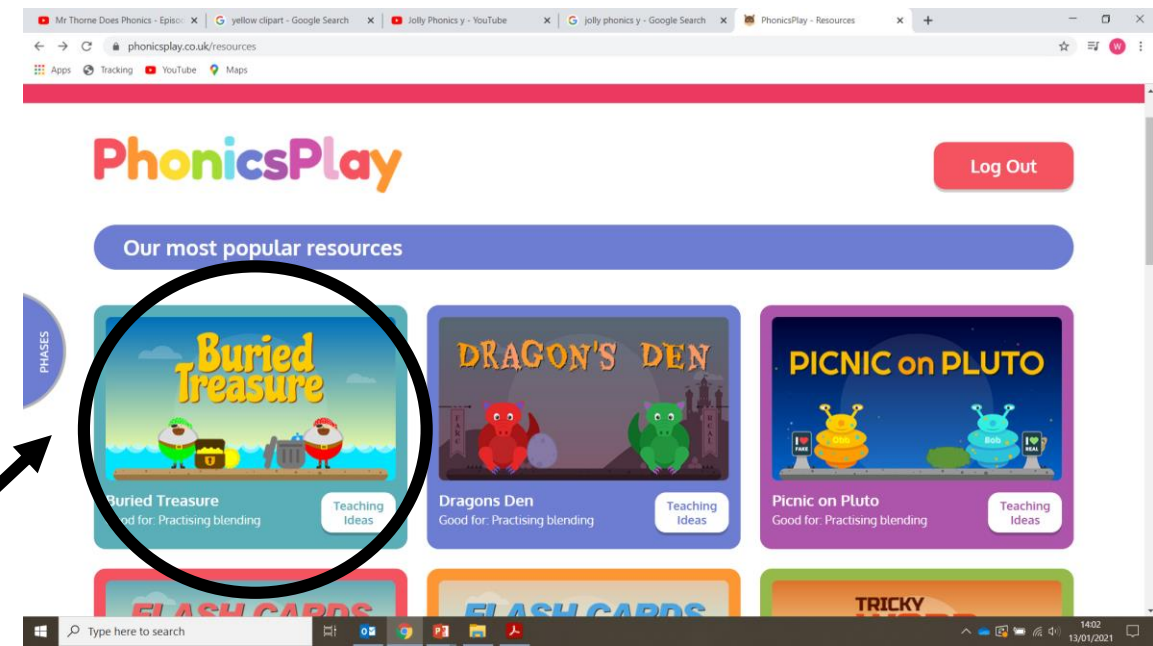
Password: home

Click on resources along the top of the page.

Click on the game **buried treasure**

Click on phase 3

Click on +y



Today's super challenge:

Can you read the following sentences all by yourself?



- Yes! I can get a pet.
- Yum! It is jam.
- A dog can yap.

Tuesday

Week 3

WARM UP!

Lets start by practicing all the sounds you know!

Your parent will say a sound and you need to write the sound down!

Use this clip to help pronounce the sounds correctly:

<https://www.youtube.com/watch?v=UCI2mu7URBc>

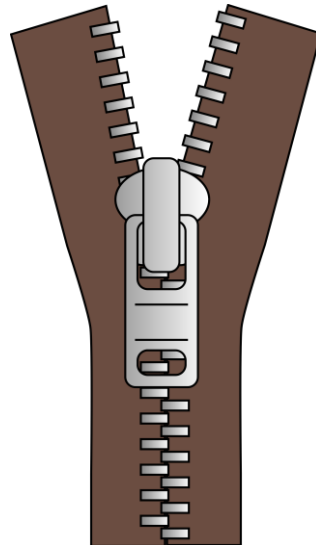
Today you are learning a new sound.

- Click on the link to find out what the sound is today...

<https://www.youtube.com/watch?v=t9dOmDQsXiw>





shutterstock.com • 1095766841



Can you do the action to the new sound?

<https://www.youtube.com/watch?v=YiSDOn3vWMo>



Now, create sound buttons for the following words:

zip

buzz

jazz

zigzag



yes

yell

What is a sound button?

Sound buttons are circles or spots that can be written underneath a sound to support reading. When you touch the sound button you then practice saying the sound aloud. This method fits into the phonics phases and tricky words section of the curriculum.

jazz shock



Today's super challenge:

Can you read the following sentences all by yourself?

- Zip it up!
- Can a taxi zigzag?
- Can a bell buzz?






Wednesday

Week 3

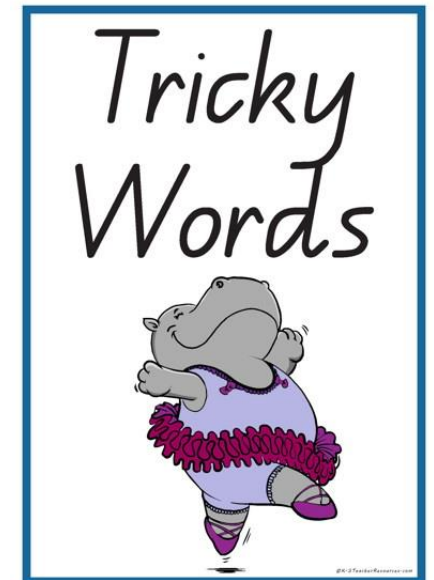
Lets start by thinking about the sounds we have learnt so far this week...

- Say the sound and then write the sound 3 times!



Today you are learning to read some tricky words.

- Tricky words are words that we read without using our phonics knowledge to help us to read them.
- We just have to learn them and remember them!



Now log in to the phonics play website:

<https://www.phonicsplay.co.uk/>

Use the following log in details:

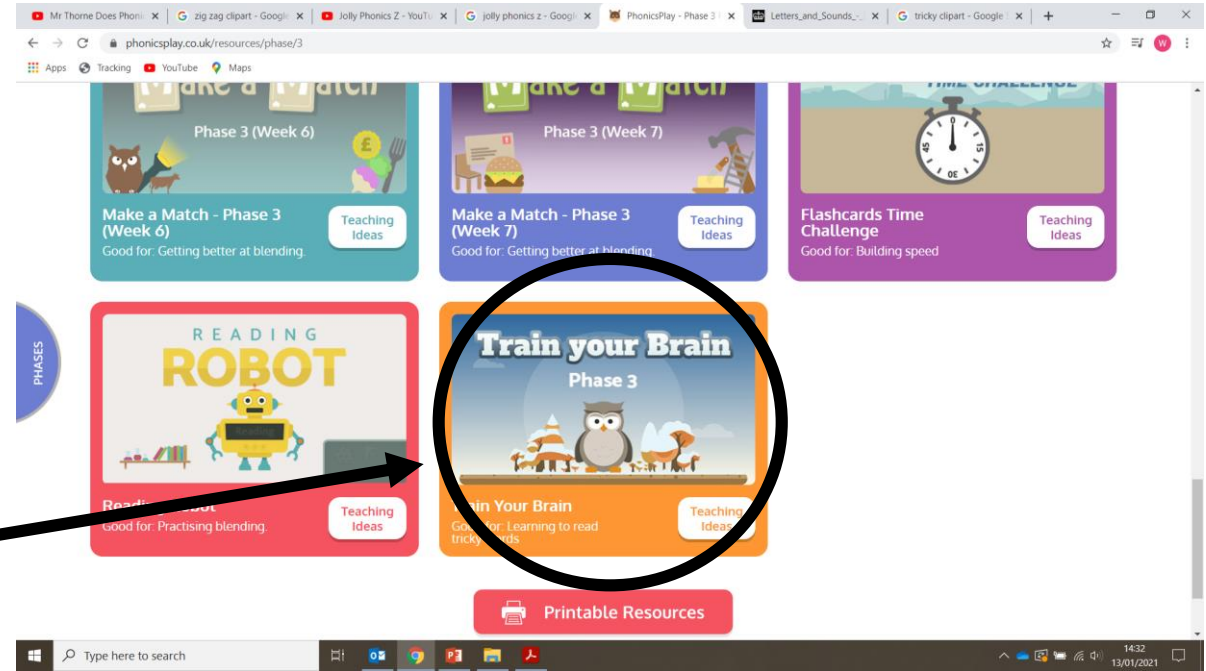
Username: jan21

Password: home

Click on resources along the top of the page
Then click phase 3 underneath the resources tab.
Scroll all the way to the bottom of the page.

Click on train your brain.

Have a go with some of the tricky words.



Today's super challenge:

- Can you read the following sentences all by yourself?

Can he hop and zigzag?

Did he yell?

Can she zip up a hill?



Thursday

Week 3

Lets start by singing the ABC song — can you point to the correct letter when you sing them in the song? I have added the new sounds that you have learnt this week too! There are a few cheeky ones in there to really test you!

s, a, t, p, i, n, m, d, g, o,

c, k, ck, e, u, r, h, b, f, l,

ll, ss, j, v, w, x, z, y

Today you are learning a new sound.


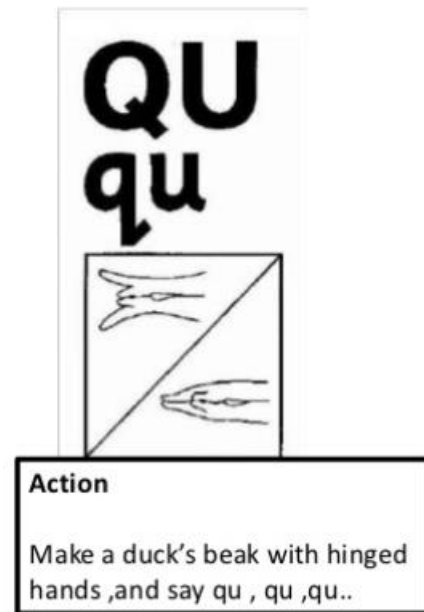
- Click on the link to find out what the sound is today...

<https://www.youtube.com/watch?v=ZRGx54lNHoM>



Can you do the action to the new sound?

<https://www.youtube.com/watch?v=CZ6L8EmV3gg>



The duck in the pond
quacks"/qu/-/qu/-/qu/,"
"/qu/-/qu/-/qu/."
"/qu/-/qu/-/qu/."
The duck in the pond
quacks"/qu/-/qu/-/qu/,"
all around the pond.

Now you are going to play quick write.

- Please print off or draw a phoneme frame:

(a printable version is saved on the phonics home learning tab)

--	--	--	--

This is how to play:

1. Say a word and, holding up three fingers, sound-talk it, pointing to a finger at a time for each phoneme.
2. Ask the children to do the same and watch to check that they are correct.
3. Holding up the three fingers on one hand, write the letters of the word in the phoneme frame,
4. Ask the children to write the word in their phoneme frames.

Remember that each box is for each new sound.

Example:

qu	i	ck
----	---	----

The words for the game are on the following page...

Parents — don't show the children this slide!

quiz

buzz

quit

zip

quack

yell

yap

yes

Today's super challenge:

Thumbs up or down to answer yes or no to the following questions:



- Can a duck quack?
- Is a zebra a pet?
- Can a hen peck?
- Is a lemon red?
- Can a fox get wet?
- Can a web buzz?

Friday

Week 3


You are going to be looking at more tricky words today!

- So lets warm up our brains.
- Tell your parents every sound you know...!



You will find on the phonics home learning tab a phase 3 tricky word workbook.

- Today, please complete at least 2 of the activities in the work book.
- If you do not have a printer - just tell your grown up the answers whilst looking at the screen.



What a fantastic week of phonics!



You have earned 2 dojos! Yippee!!