

Phase 3 Phonics

Week 2

Monday

Week 2

Lets start by singing an ABC song:

- <https://www.youtube.com/watch?v=XC6wQQHo8uU>



Now you are going to play 'sound buttons'

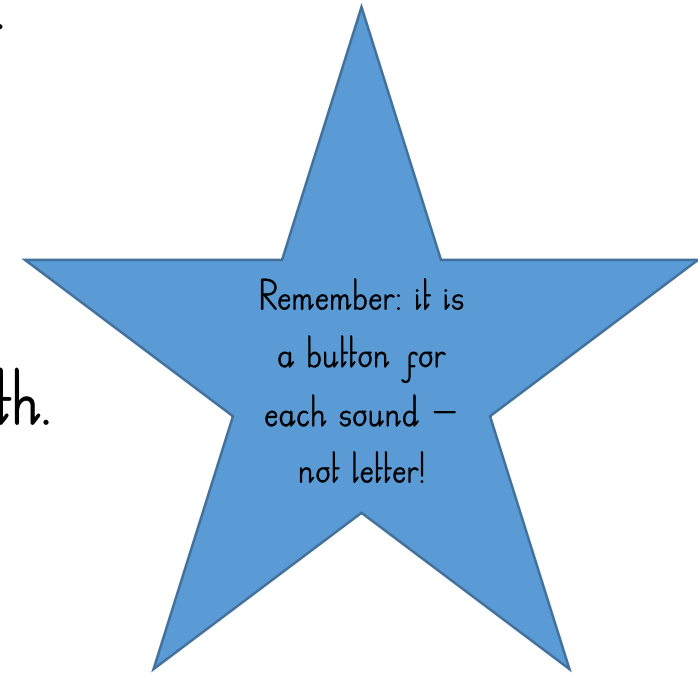
Sound buttons are little dots that go underneath each sound in a word.

- E.g.



- If the sound is made up of 2 letters — you also put a line underneath.

Like this:



- Can you challenge your parent to add the correct sound buttons to the following words:

mess	boss	back
fat	hop	dull
bun	cuff	sell

Today's super challenge:

- Can you read the following sentences all by yourself?

I got a hug and a kiss.

The dog bed is a mess.

A cat can hiss.




Tuesday

Week 2

Lets start by practicing all the sounds you know!

Use the flashcards from last week and practice saying each sound.



Today you are learning a new sound.

- Click on the link to find out what the sound is today...
- https://www.youtube.com/watch?v=spp1ea9_xl4



Can you do the action to the new sound?

- https://www.youtube.com/watch?v=wkvSJS_sBQY



Jelly and jam,
jelly and jam,
jiggling on a plate.
Oh, what will I eat it with/
/j/-/j/-/j/-/j/-/j/.

Now, create sound buttons for the following words:


jam

jet

jog

Jill

Jack



Today's super challenge:

- Can you read the following sentences all by yourself?

Jack and Jill jog up the hill.

Jog to get the jam.

A man can jog to get fit.




Wednesday

Week 2

Lets start by thinking about the sound we learnt yesterday...

- Say the sound and then write the sound 3 times!



Today you are learning a new sound.

- Click on the link to find out what the sound is today...
- <https://www.youtube.com/watch?v=B5GA8L30VbY>



Can you do the action to the new sound?

- <https://www.youtube.com/watch?v=iSQzhkzDSrk>



Lets play count down!



- Here is how to play:

Display the list of words, one underneath the other.

Explain to the children that the object of this activity is to read as many words as possible before the sand timer or stop clock signals 'Stop'.

Start the timer.

- You can decide how long you would like to give your child — start with 1 minute and see if they can reduce the time.
- As time goes on, they should beat their score!
- The list of words is on the next page...ready....steady...go!!

jam

jet

jog

van

vet

visit

back

sun

hot

pen



Today's super challenge:

- Can you read the following sentences all by yourself?

Did I put the jam in the van?

Did the cat get to the vet?

Can I visit a pet on a jet?



Thursday

Week 2

Lets start by singing an ABC song:

- <https://www.youtube.com/watch?v=XC6wQQHo8uU>




Today you are learning a new sound.

- Click on the link to find out what the sound is today...

<https://www.youtube.com/watch?v=IWZLTI4zTtQ>




shutterstock.com • 56273554



Can you do the action to the new sound?


<https://www.youtube.com/watch?v=t8Oi1dw7eeo>

Ww



Action
Blow onto open hands like the wind, repeating wh,wh,wh

song. w



I see the clouds moving,
/w/-/w/-/w/.
I see the kites flying,
/w/-/w/-/w/.
I see the trees bending,
/w/-/w/-/w/.
The wind is blowing strong.

Now you are going to play quick write.

- Please print off or draw a phoneme frame:

(a printable version is saved on the phonics home learning tab)

--	--	--

This is how to play:

1. Say a word and, holding up three fingers, sound-talk it, pointing to a finger at a time for each phoneme.
2. Ask the children to do the same and watch to check that they are correct.
3. Holding up the three fingers on one hand, write the letters of the word in the phoneme frame,
4. Ask the children to write the word in their phoneme frames.

Example:

s	a	t
---	---	---

The words for the game are on the following page...

Parents — don't show the children this slide!

win

jam

wag

jog

web

van

wig

vet

Today's super challenge:

- Answer yes or no to the following questions:

Is the sun wet?

Has a pot of jam got a lid?

Will a pig put on a wig?

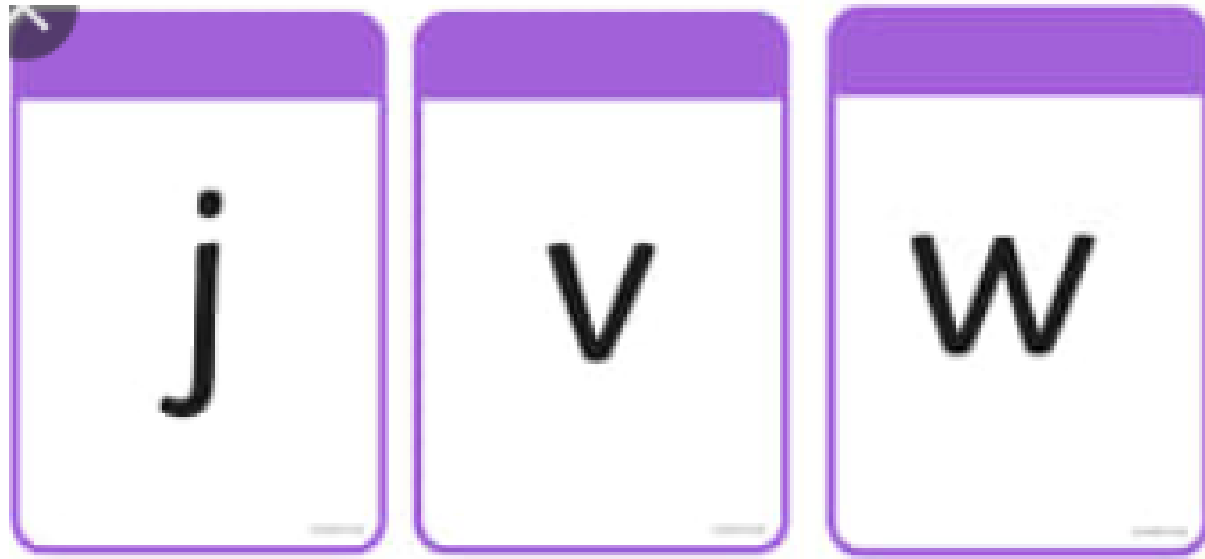


Friday

Week 2

Lets start by practicing all the sounds you know!

Use the flashcards from last week and add these new ones:



Today you are learning a new sound.

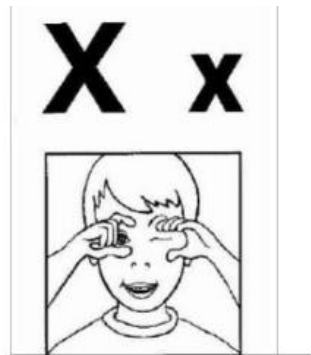
Click on the link to find out what the sound is today...

<https://www.youtube.com/watch?v=WjOCuGIme9Q>



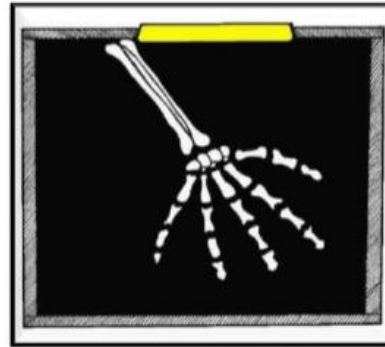
Can you do the action to the new sound?

<https://www.youtube.com/watch?v=pSadirablKc>



Action

Pretend to take an x-ray
with an x-ray
camera,saying ks,ks,ks.

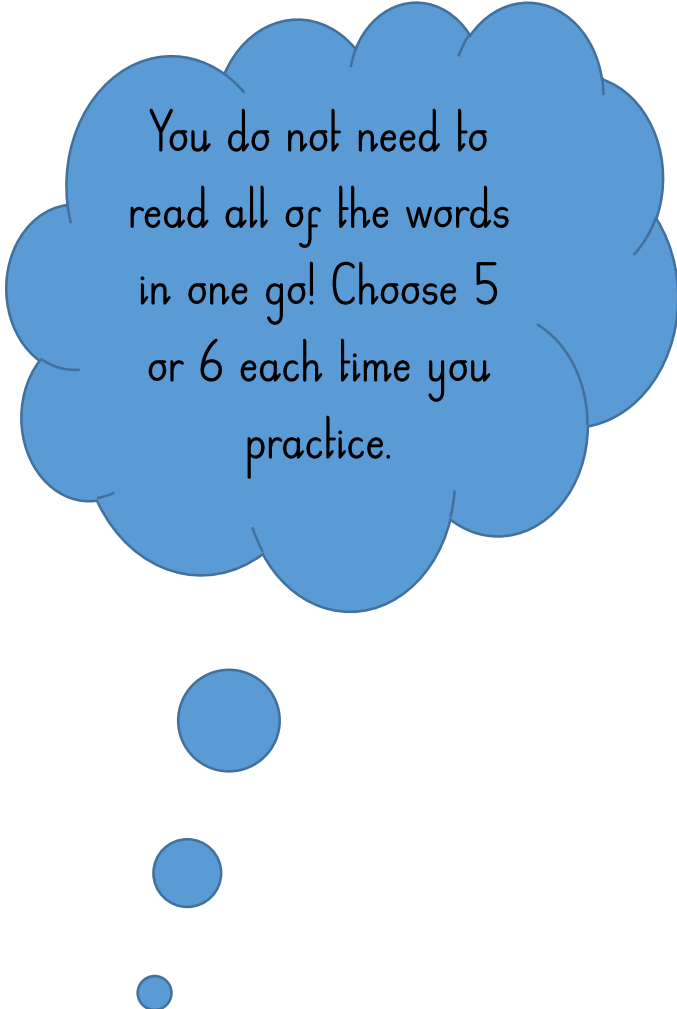


/ks/-/ks/! Take an x-ray.
/ks/-/ks/! Take an x-ray.
/ks/-/ks/! Take an x-ray.
- x-ray of my hand.

Now you are going to practice reading your high frequency words:

Procedure

1. Display a word card.
2. Point to each grapheme as the children sound-talk the graphemes (as far as is possible with tricky words) and read the word.
3. Say a sentence using the word, slightly emphasising the word.
4. Repeat 1–3 with each word card.
5. Display each word again and repeat the procedure more quickly but without giving a sentence.
6. Repeat once more, asking the children to say the word without sounding it out.



You do not need to read all of the words in one go! Choose 5 or 6 each time you practice.

The high frequency words can be found on the phonics home learning tab.

Today's super challenge:

- Answer yes or no to the following questions:

Can wax get hot?

Can a taxi hop?

Has a fox got six legs?



What a fantastic week of phonics!



You have earned 2 dojos! Yippee!!